

1950-2025

**Malco®**

**75  
YEARS**

# TOOL BOOK



**LEADERS OF INNOVATION  
FOR 75 YEARS**



SL18900



## Work. Perform. Outlast.

In 1950, Mark Keymer, a young steel supply salesman, manufactured and marketed a pipe crimper he had invented for installing metal ductwork in heating systems. He insisted on quality construction, setting the benchmark for the new company. The rest is Malco history. Customer brand loyalty, carefully cultivated over the past 75 years, reflects Malco's commitment to innovative, dependable, high-performance hand tools and accessories for specialized markets in the heating, ventilation, air-conditioning, and refrigeration (HVACR) industry; exterior remodeling field, including roofing, siding, and gutter installation; fence, deck, and rail installation. We create work saving products that make the tough jobs easier. The pros do more, Malco distributors sell more.



## Proudly Supporting The Trades

Malco is proud to support students learning a trade and the hard-working professionals who use Malco tools day in and day out. Each school term, Malco recognizes outstanding graduating students in the HVAC / sheet metal and building construction fields through the Head of the Class Student Recognition Program.

## Milestone

Malco will be celebrating 75 years with some exciting contests in 2025, visit our website [www.malcotools.com](http://www.malcotools.com) for more info!



## The History of Malco.....

### Malco is Born

Mark Keymer, a steel supply salesman, founds Malco in 1950 and establishes a legacy of innovation, efficiency, and quality.



Mark develops unique compound leverage hand tools for job-site metal fabrication.

### Company Growth

The 60s were comprised of continued company growth, personally training sales reps, new product development/updates, and ramping up trade show attendance.

Malco's sales rep force, an essential link to wholesale distribution, grows to provide national coverage. Mark started hosting educational "Tool School" sessions to enhance product knowledge and high customer service standards.

To further enhance user efficiency and control, sleek vinyl grips were added to existing compound leverage tools.



### The Move West

The 70s included the big move to Annandale, MN, which is where the current U.S. Malco headquarters is located, as well as entering a new product market, releasing Zip-in® Screws, and experiencing a shift in leadership.



Mark Keymer retires as president with his son Gerry taking leadership.

### Big Changes

The 80s brought big changes to Malco's internal processes and packaging, which streamlined plant operations and enhanced distributor merchandising efforts.

The first skin carding line begins operation in the Packaging Department. The peggable packaging was designed to enhance product visibility, enabling wholesale distributors to have more effective merchandising.

Malco invests in internal systems and in-house educational programs on Manufacturing Resource Planning,



Just-In-Time Production System, and Statistical Process Control.

1950s

1960s

1970s

1980s

# What's your favorite Malco Tool?

## AVs® Snips

*"My offset AVs. Both red and greens are in my bag that goes into every service call/install right off the back. Extremely versatile tools."*



## C-RHEX® Cleanable-Reversible, Magnetic Hex Drivers

*"C-RHEX 1/4 to 5/16 or 5/16 to 3/8 my new favorite 3/8 to 7/16. I don't have to carry multiple Hex drivers."*



## Hand Seamers

*"Hand seamers, they are just plain better than any other brand."*



## TurboShears®

*"I would have to say TurboShears because they are fun to use and make cutting sheet metal quicker and easier. I like how effortlessly they cut through material."*



## TurboCrimper®

*"Malco TurboCrimper. It crimps faster and better than anything else I've ever used."*



## Setting Hammer

*"I have owned a Malco Setting Hammer for my whole 20 year career. Malco makes tools that last."*



*"My Andy Snips. They were some of the first tools I ever bought and I have never replaced the blades. It still cuts as good as if it was brand new."*



## A Shift in Ownership

Many big milestones occurred in the 90s, with Malco revolutionizing their product development and purchasing process, releasing many new tools, going online, and shifting ownership.

On the eve of Malco's 50th anniversary, Gerry Keymer sells his share of the company to begin the process of transferring ownership of Malco to an Employee Stock Ownership Plan (ESOP).



## Innovation

Malco entered the 21st century with breakthrough innovation and student recognition. This decade features the release of the original TurboShear® drill attachment that sparked the development of other power-assisted tools, the creation of ergonomic Redline® Handles, and the introduction of the "Head of the Class" Program.



## C-RHEX®unleashed

This recent decade encompassed a new market venture, exciting product updates/releases, enhanced sustainability initiatives, majority employee ownership, and company awards.

Malco introduces an exclusive, dual-sided 1/4 in. and 5/16 in. C-RHEX® Cleanable, Reversible Magnetic Hex Driver with 2 in. length that rapidly becomes a best-selling tool in the HVAC market.



## Currently....

Malco was acquired by Aspen Pumps Group in 2024. The acquisition resulted in tremendous value for Malco's ESOP participants. With outstanding strategic, cultural and commercial synergies, Malco becomes the headquarters for Aspen Pumps Group North America securing future growth.



1990s

2000s

2010s

2020s

## TABLE OF CONTENTS

HISTORY .....	2-3
NEW PRODUCTS.....	6-9

### HEX DRIVERS / FASTENERS

C-RHEX® CLEANABLE, REVERSIBLE, HEX DRIVERS.....	10-15
ZIP-IN® DRILL AND TAP SCREWS.....	16-17
BIT-TIP® DRILL AND TAP SCREWS.....	18-19
CONNEXT® HEX DRIVERS, HANDLES, AND KITS .....	20-23
BLUE IMPACT GRADE HEX DRIVERS .....	24-25
ROBERTSON® / PHILLIPS HEX DRIVERS.....	26
QUICK-CHANGE™ EXTENSION BITS.....	26
MAGNETIC BIT HOLDER / ADAPTERS .....	26
4IN1 NUT DRIVER / 6IN1 REVERSIBLE DRIVER.....	27

### DRILL ATTACHMENTS - HOLE CUTTERS & TURBOCRIMPER

POWER ASSISTED HOLE CUTTERS AND BITS.....	28-29
TURBOCRIMPER® IMPACT .....	30-31

### SNIPS / SEAMERS / CRIMPERS / NOTCHERS / PUNCHES

ANDY® SNIPS.....	32-35
MAX2000® AVIATION SNIPS.....	36-37
AV'S® AVIATION SNIPS .....	38-39
AV'S® MINI AVIATION SNIPS.....	40
ULTRA LIGHTWEIGHT SNIPS - METAL .....	41
FORGED STEEL SNIPS .....	41
REDLINE® SEAMERS.....	42-43
REDLINE® CRIMPERS.....	44-45
REDLINE® HAND NOTCHERS/SNAP LOCK PUNCH .....	44-45

### TOOL KITS

HVAC TOOL KITS .....	46
TOOLBAG/BACKPACK.....	47

### DRILL ATTACHMENTS - TURBOSHEARS®

TURBOSHEARS® DRILL ATTACHMENTS .....	48-53
--------------------------------------	-------

### HVAC METAL FABRICATION TOOLS

MINI-BRAKE®.....	54
MINI-BRAKE® PAN-STYLE.....	55
FOLDING TOOLS .....	56
DUCT STRETCHERS .....	57
REDLINE® METAL HOLE PUNCH .....	58
DUCT TOOLS .....	58
SHEET METAL HAMMERS.....	59

DUCT RIPPER.....	59
SCRIBES / SCRATCH AWLS / TRAMMEL POINTS/ DIVIDERS.....	60
DAMPERS / SINGLE CRIMPER.....	61

### RADIANT HEATING TOOLS

PEX TO FOAM BOARD STAPLER / STAPLES.....	62
PEX TO WOOD STAPLER / STAPLES.....	63
SMART TOOL™ / SMART CLIP™ FASTENERS .....	64
PEX UNCOILER.....	65
REDLINE®: PEX TO WIRE TOOL / WIRE CLIPS.....	66
TUBE CUTTERS .....	67

### METAL ROOFING TOOLS

DRIP EDGE FOLDING TOOLS.....	68
SEAMER AND TONGS .....	68
3-STATION EDGE ROLLER .....	69
METAL CUTTING CIRCULAR SAW BLADE.....	69
METAL BENDERS / STANDING SEAM CUTTER & SEAMER.....	70-75
STONE COATED METAL ROOFING CUTTER .....	76

### GUTTER TOOLS / ACCESSORIES

GUTTER OUTLET PUNCH AND DIES.....	77
GUTTER SCREW GUIDE .....	78
GUTTER NAIL DRIVER.....	78
TRIM NAIL PUNCHES .....	78
REDLINE® GUTTER SNAP LOCK PUNCH .....	79
REDLINE® DOWNSPOUT 5 BLADE CRIMPER .....	79
SINGLE CRIMPER.....	79
BLIND RIVETS / RIVET GUNS.....	80-81
HAND HELD MAGNETIC SWEEP .....	81

### FLEXIBLE DUCT TOOLS

FLEX DUCT TIE TOOLS.....	82
FLEX DUCT SUPPORT.....	83
NYLON TIES .....	83
FLEX DUCT CUTTER .....	84
FLEX DUCT SHEAR.....	84
FLEX DUCT MULTI-PURPOSE SHEAR.....	85
DUCT KNIFE .....	85
FIBERGLASS DUCTBOARD WASHERS.....	85

### VINYL SIDING TOOLS

REDLINE® VINYL NAIL HOLE SLOT PUNCH .....	86
---	----



*All Malco tools and accessories carry a limited lifetime warranty against manufacturing defects in materials or workmanship. Go to [www.malcotools.com](http://www.malcotools.com) and visit our distributor tab for detailed warranty information.*

REDLINE® VINYL SNAP LOCK PUNCH .....	86
VINYL SNAP LOCK PUNCH .....	86
REDLINE® VINYL J-CHANNEL CUTTERS .....	87
VINYL ULTRA LIGHTWEIGHT SNIPS .....	88
ANDY™ SNIPS: ULTRA SHARP VINYL, MULTI-PURPOSE SNIPS...	88
SIDESWIPER® II VINYL SIDING REMOVAL TOOL .....	89
VINYL CUTTING CIRCULAR SAW BLADES .....	89

## FIBER CEMENT SIDING TOOLS

FIBER CEMENT SIDING GAUGE, ADJUSTABLE .....	90
FIBER CEMENT OVERLAP GAUGES .....	90
FIBER CEMENT FACING GAUGE .....	90
FIBER CEMENT SPEED SET GAUGES .....	90
FIBER CEMENT HIDDEN NAIL CUTTER .....	91
REDLINE® FIBER CEMENT SNIP .....	91
FIBER CEMENT ANGLE CUTTER .....	92
FIBER CEMENT GUILLOTINE SHEAR .....	93
FIBER CEMENT CIRCULAR SAW BLADES .....	93
QUICK ACTION™ HOLE SAWS .....	94
HOLE IN ONE® HOLE SAW .....	95
VENT SAW® .....	95

## CHAIN LINK FENCING TOOLS

CHAIN LINK FENCE HOG RING PLIERS .....	96
CHAIN LINK FENCE HOG RINGS .....	96-97
CHAIN LINK FENCE STAPLERS .....	97
CHAIN LINK FENCE PLIERS .....	98
CHAIN LINK FENCE MULTI-PURPOSE PLIERS .....	99
CHAIN LINK FENCE TENSIONERS .....	99
OFFSET RATCHET WRENCH .....	99

## VINYL FENCING TOOLS

VINYL FENCE NOTCHERS .....	100
VINYL CUTTING CIRCULAR SAW BLADES .....	101

## GENERAL PURPOSE TOOLS

RECIPROCATING SAW BLADES .....	102-103
CHANNEL SHEARS FOR METAL STUDS AND RUNNERS .....	104
LAMINATE FLOORING GUILLOTINE SHEAR .....	101

REDLINE® PUNCH LOCK STUD CRIMPER .....	105
REDLINE® CEILING GRID PUNCH .....	105
COPPER PIPE ABRASIVES .....	106
FIN STRAIGHTENING TOOLS .....	106
HEAVY-DUTY TOTE TRAY .....	106
REFRIGERATION RATCHET WRENCHES .....	107
STEP DRILLS .....	107
HEX KEYS .....	108
SCREW EXTRACTOR KIT .....	109
JOBBER DRILL SET .....	109
ORIFICE DRILL SET .....	109
CAULKING GUNS .....	110
UTILITY KNIVES .....	111
ELECTRICAL PLIERS .....	112
ROTARY PERCUSSION BITS .....	112
TAPE MEASURES .....	112
RULES / SQUARES .....	113
LEVELS .....	113
INDEX .....	114-115



## How to Videos:

Check out our online video collection featuring our most popular tools! These professionally made videos feature demonstrations, tips and advice for our HVACR, Roofing, Siding, Gutter and Fencing Tools markets.

## Customer Service:

1-320-274-7387 / 1-800-328-3530 / Fax: 1-800-206-6760

U.S.: customerservice@malcotools.com

International: international@malcotools.com

## Distributor Locator:

To locate a Malco Distributor nearest you, go to [www.malcotools.com](http://www.malcotools.com), click on "Where to Buy." Search our comprehensive network to find a Malco dealer near you or browse through our online vendors.

# Impact Rated for Durability and Reliability



**MTP2**  
#2 Phillips



**MTS2**  
#2 Robertson  
(Square)



**MTT25**  
T25  
(Star)

**AWARD WINNING**



**SEE PAGE 14**

**Metal  
Benders**  
by *Malco*

# Standing Seam Metal Roofing installation and removal just got easier!

**FSP1****FSHS2****FSXS2****FSXC2**

SEE PAGES 73-75

**AV33**

**Long Cut**  **AV<sub>S</sub>**

**AV63**

**Longer & Faster Cuts**

**AV73**



**SEE PAGE 39**



# High Performance Caulk Guns for Every Application



SEE PAGE 110

# Hex Driver Guide

COLOR KEY		Cleanable-Reversible™		Standard	Standard
✓✓✓	Best Application	Cleanable-Reversible™		Standard	Standard
✓✓	Better Application	Cleanable-Reversible™		Standard	Standard
✓	Good Application	Cleanable-Reversible™		Standard	Standard
FASTENER TYPE		Cleanable-Reversible™	Cleanable-Reversible™	Standard	Standard
	Sheet Metal Fasteners (HVAC) (Zip-Ins® Bit-Tips® etc.)	STANDARD MAGNET DEPTH	DEEPER MAGNET DEPTH (REDUCED STICKING & MARRING OF PAINTED FASTENERS)	STANDARD HEX DRIVERS STANDARD MAGNET DEPTH	COBLUE! SPRING LOADED MAGNET (SELF-ADJUSTS)
		✓✓✓	✓	✓✓	✓✓
	High Head Fasteners (pole barn screws)	✓	✓✓✓	✓	✓✓
	Heavy Impact Fasteners (lag and concrete screws)	✓✓✓	✓	✓✓	✓✓✓
	Screw Head Height >0.10"	✓	✓✓✓	✓	✓✓✓



U.S. Patent No. 10,328,554

1/4 & 5/16 in.



IMPACT RATED

3/8 & 5/16 in.



## Specifications

\*DISTRIBUTORS ENTER PO IN INCREMENTS OF 36

### C-RHEX® Cleanable, Reversible, Magnetic Hex Drivers (SAE)

Catalog Number	Description	Color Coded	Reaction	Hex Opening in. (mm)	Insert Dia. in. (mm)	Nose Dia. in. (mm)	O/A Length in. (mm)
MSHC*	Cleanable, Reversible Hex Driver	Red / Yellow	Magnetic	Red 1/4 / Yellow 5/16 (6.35-7.93)	1/4 (6.35)	1/2 (12.7)	2 (50.8)
MSHLC*	Cleanable, Reversible Hex Driver	Red / Yellow	Magnetic	Red 1/4 / Yellow 5/16 (6.35-7.93)	1/4 (6.35)	1/2 (12.7)	2-5/8 (66.675)
MSHMLC*	Cleanable, Reversible Hex Driver	Red / Yellow	Magnetic	Red 1/4 / Yellow 5/16 (6.35-7.93)	1/4 (6.35)	1/2 (12.7)	4 (101.6)
MSHXLC*	Cleanable, Reversible Hex Driver	Red / Yellow	Magnetic	Red 1/4 / Yellow 5/16 (6.35-7.93)	1/4 (6.35)	1/2 (12.7)	6 (152.4)
MSHC1*	Cleanable, Reversible Hex Driver	Blue / Yellow	Magnetic	Blue 3/8 / Yellow 5/16 (9.525-7.9375)	1/4 (6.35)	1/2 (12.7)	2 (50.8)
MSHLC1*	Cleanable, Reversible Hex Driver	Blue / Yellow	Magnetic	Blue 3/8 / Yellow 5/16 (9.525-7.9375)	1/4 (6.35)	1/2 (12.7)	2-5/8 (66.675)
MSHMLC1*	Cleanable, Reversible Hex Driver	Blue / Yellow	Magnetic	Blue 3/8 / Yellow 5/16 (9.525-7.9375)	1/4 (6.35)	1/2 (12.7)	4 (101.6)
MSHXLC1*	Cleanable, Reversible Hex Driver	Blue / Yellow	Magnetic	Blue 3/8 / Yellow 5/16 (9.525-7.9375)	1/4 (6.35)	1/2 (12.7)	6 (152.4)

U.S. Patent No. 10,328,554

**Magnetic!**

**C-RHEX**  
Cleanable-Reversible™

**IMPACT RATED**

**6 & 8mm**



Works on all  
brands of fasteners!

**IMPACT RATED**

**7 & 8mm**



Works on all  
brands of fasteners!

**IMPACT RATED**

**8 & 10mm**



Works on all  
brands of fasteners!

## Specifications

\*DISTRIBUTORS ENTER PO IN INCREMENTS OF 36

### C-RHEX® Cleanable, Reversible, Magnetic Hex Drivers (Metric)

Catalog Number	Description	Color Coded	Reaction	Hex Opening mm	Insert Dia. in. (mm)	Nose Dia. in. (mm)	O/A Length in. (mm)
MSHCM1*	Cleanable, Reversible Hex Driver	Red / Yellow	Magnetic	Red 6 / Yellow 8	1/4 (6.35)	1/2 (12.7)	2 (50.8)
MSHMLCM1*	Cleanable, Reversible Hex Driver	Red / Yellow	Magnetic	Red 6 / Yellow 8	1/4 (6.35)	1/2 (12.7)	4 (101.6)
MSHXLCM1*	Cleanable, Reversible Hex Driver	Red / Yellow	Magnetic	Red 6 / Yellow 8	1/4 (6.35)	1/2 (12.7)	6 (152.4)
MSHCM2*	Cleanable, Reversible Hex Driver	Yellow / Blue	Magnetic	Yellow 8 / Blue 10	1/4 (6.35)	1/2 (12.7)	2 (50.8)
MSHMLCM2*	Cleanable, Reversible Hex Driver	Yellow / Blue	Magnetic	Yellow 8 / Blue 10	1/4 (6.35)	1/2 (12.7)	4 (101.6)
MSHXLCM2*	Cleanable, Reversible Hex Driver	Yellow / Blue	Magnetic	Yellow 8 / Blue 10	1/4 (6.35)	1/2 (12.7)	6 (152.4)
MSHCM3*	Cleanable, Reversible Hex Driver	Orange / Yellow	Magnetic	Orange 7 / Yellow 8	1/4 (6.35)	1/2 (12.7)	2 (50.8)
MSHMLCM3*	Cleanable, Reversible Hex Driver	Orange / Yellow	Magnetic	Orange 7 / Yellow 8	1/4 (6.35)	1/2 (12.7)	4 (101.6)
MSHXLCM3*	Cleanable, Reversible Hex Driver	Orange / Yellow	Magnetic	Orange 7 / Yellow 8	1/4 (6.35)	1/2 (12.7)	6 (152.4)



**Featuring  
Deeper Sockets for  
Higher-Head Fasteners**

**Designed with deeper  
sockets than our classic  
C-RHEX® drivers**

**IMPACT RATED**

**Magnetic!**



**Works on all  
brands of fasteners!**



**1/4" & 5/16"**



MSHC2  
2 in.



MSHXC2  
6 in.



MSH3XC2  
10 in.



MSHMLC2  
4 in.



MSH2XC2  
8 in.



MSH4XC2  
12 in.

**3/8" & 7/16"**



MSHC3  
2 in.



MSHMLC3  
4 in.



MSHXC3  
6 in.



## Specifications

\*DISTRIBUTORS ENTER PO IN INCREMENTS OF 36

\*\*SINGLE HANG TAG PACKAGING SOLD IN INCREMENTS OF 1

### C-RHEX® Cleanable, Reversible, Magnetic Hex Drivers (SAE)

Catalog Number	Description	Reaction	Hex Opening in. (mm)	Insert Dia. in. (mm)	Nose Dia. in. (mm)	O/A Length in. (mm)
MSHC2*	Cleanable, Reversible Hex Driver	Magnetic	● 1/4 & 5/16 (6.35-7.93)	1/4 (6.35)	1/2 (12.7)	2 (50.8)
MSHMLC2*	Cleanable, Reversible Hex Driver	Magnetic	● 1/4 & 5/16 (6.35-7.93)	1/4 (6.35)	1/2 (12.7)	4 (101.6)
MSHXC2*	Cleanable, Reversible Hex Driver	Magnetic	● 1/4 & 5/16 (6.35-7.93)	1/4 (6.35)	1/2 (12.7)	6 (152.4)
MSH2XC2**	Cleanable, Reversible Hex Driver	Magnetic	● 1/4 & 5/16 (6.35-7.93)	1/4 (6.35)	1/2 (12.7)	8 (203.2)
MSH3XC2**	Cleanable, Reversible Hex Driver	Magnetic	● 1/4 & 5/16 (6.35-7.93)	1/4 (6.35)	1/2 (12.7)	10 (254)
MSH4XC2**	Cleanable, Reversible Hex Driver	Magnetic	● 1/4 & 5/16 (6.35-7.93)	1/4 (6.35)	1/2 (12.7)	12 (304.8)
MSHC3**	Cleanable, Reversible Hex Driver	Magnetic	● 3/8 & 7/16 (9.53-11.11)	1/4 (6.35)	5/8 (15.9)	2 (50.8)
MSHMLC3**	Cleanable, Reversible Hex Driver	Magnetic	● 3/8 & 7/16 (9.53-11.11)	1/4 (6.35)	5/8 (15.9)	4 (101.6)
MSHXC3**	Cleanable, Reversible Hex Driver	Magnetic	● 3/8 & 7/16 (9.53-11.11)	1/4 (6.35)	5/8 (15.9)	6 (152.4)
IMSHC2**	Cleanable, Reversible Hex Driver	Magnetic	● 1/4 & 5/16 (6.35-7.93)	1/4 (6.35)	1/2 (12.7)	2 (50.8)
IMSHMLC2**	Cleanable, Reversible Hex Driver	Magnetic	● 1/4 & 5/16 (6.35-7.93)	1/4 (6.35)	1/2 (12.7)	4 (101.6)
IMSHXC2**	Cleanable, Reversible Hex Driver	Magnetic	● 1/4 & 5/16 (6.35-7.93)	1/4 (6.35)	1/2 (12.7)	6 (152.4)



**Magnetic!**

**Cuts through soft and hardened sealant for rapid fastener removal!**

- Deep Magnet = Less Cleaning
- Fast Socket Clean Out
- Cleanable-Reversible Socket



HVAC  
Application



Roofing  
Application

**1/4" & 5/16"**



**IMPACT RATED**

**3/8" & 7/16"**



## Specifications

### C-RHEX® Sawtooth Cleanable, Reversible, Magnetic Hex Drivers (SAE)

Catalog Number	Description	Reaction	Hex Opening in. (mm)	Insert Dia. in. (mm)	Nose Dia. in. (mm)	O/A Length in. (mm)
MSHCST	Cleanable, Reversible Hex Driver	Magnetic	1/4 & 5/16 (6.35-7.93)	1/4 (6.35)	1/2 (12.7)	2 (50.8)
MSHXLCS	Cleanable, Reversible Hex Driver	Magnetic	1/4 & 5/16 (6.35-7.93)	1/4 (6.35)	1/2 (12.7)	6 (152.4)
MSHCST3	Cleanable, Reversible Hex Driver	Magnetic	3/8 & 7/16 (9.53-11.11)	1/4 (6.35)	5/8 (15.9)	2 (50.8)
MSHXLCS3	Cleanable, Reversible Hex Driver	Magnetic	3/8 & 7/16 (9.53-11.11)	1/4 (6.35)	5/8 (15.9)	6 (152.4)



**IMPACT RATED**

**NEW PRODUCT!**

*The Malco 7-in-1 Flip Bit is the top pick for Trade Pros. With seven essential functions all built right into its compact size, it's a whole toolkit built for on-the-go Trade Pros. Manufactured with superior-quality materials and packed with useful features, this tool is proven to perform on the job site.*



**MTP2**  
#2 Phillips

**MTS2**  
#2 Robertson  
(Square)

**MTT25**  
T25  
(Star)



**Cleanable, Reversible, Stackable:**  
Easy maintenance and versatile storage



**Secure Precise Fit:**  
Reduced screw wobble, slipping, and tip-out



**Color-Coded Sockets:**  
Quick socket size identification



**Ultra-Powerful Magnet:**  
Ensures a secure hold for hassle-free fastening



**Secure Socket Storage Retention:**  
C-RHEX® sockets stay securely stored on the shaft



**Impact Rated:**  
Works with any driver or can be used with the CONNEXT3® handle by Malco



Handle sold separately. See page 48-49 for CONNEXT handles.



## Specifications

### C-RHEX® Cleanable, Reversible, Magnetic 7-in-1 Sets

Catalog Number	Description	Reaction	Hex Opening in. (mm)	O/A Length in. (mm)
MTP2	7-in-1 Flip Bit Set, #2 Phillips	Magnetic	1/4 & 5/16 (6.3-7.9), 11/32 & 3/8 (8.7-9.5), 7/16 & 1/2 (11.1-12.7)	4-3/4 (120.6)
MTS2	7-in-1 Flip Bit Set, #2 Robertson	Magnetic	1/4 & 5/16 (6.3-7.9), 11/32 & 3/8 (8.7-9.5), 7/16 & 1/2 (11.1-12.7)	4-3/4 (120.6)
MTT25	7-in-1 Flip Bit Set, T25	Magnetic	1/4 & 5/16 (6.3-7.9), 11/32 & 3/8 (8.7-9.5), 7/16 & 1/2 (11.1-12.7)	4-3/4 (120.6)



## Perfectly Paired for Maximum Accessibility and Productivity!

- **C-RHEX® Hex Drivers** feature reversible 1/4 & 5/16 inch and 5/16 & 3/8 inch hex sockets for quick changes between sizes
- Varying lengths and slim 1/4 & 5/16 inch hex sockets allow easy access to tight areas
- Built with an easy-clean magnet, eliminate pesky metal shavings by removing the socket and wiping with a glove or shop towel
- One-piece driver strength
- **CONNEXT® Handles** are shock and shatter proof.
- Handles feature a quick connector mechanism for fast hex driver changes
- Premium Zipper Pouch has belt clip and carabiner for portability, built-in magnetic panel to hold fasteners, and velcro pouch on the front for extra storage

## Specifications

Catalog  
Number

Description

**CRHEXKIT1** Five C-RHEX® Cleanable, Reversible, Magnetic Hex Drivers with 1/4 & 5/16 in. hex sizes in 2 in. (MSHC), 4 in. (MSHMLC), and 6 in. (MSHXL) lengths and 5/16 & 3/8 in. hex sizes in 2 in. (MSHC1), and 6 in. (MSHXL1) lengths.

**CRHEXKIT2** Five C-RHEX® Cleanable, Reversible, Magnetic Hex Drivers with 1/4 & 5/16 in. hex sizes in 2 in. (MSHC), 4 in. (MSHMLC), and 6 in. (MSHXL) lengths and 5/16 & 3/8 in. hex sizes in 2 in. (MSHC1), and 6 in. (MSHXL1) lengths and two CONNEXT® Quick Change Handles (CONNEXT1) standard, and (CONNEXT2) Stubby handles.

**CRHEXKIT1**  
(5 Piece Kit)



**5**  
Piece  
Kit

**CRHEXKIT2**  
(7 Piece Kit)



includes  
**CONNEXT**  
Quick Change Handles



**7**  
Piece  
Kit



+ Zip-in®

U.S. Patent No.  
10,328,554**Eliminate Magnet Damage.**

The Ultimate System is designed to eliminate magnet damage. C-RHEX 1/4 in. and 5/16 in. hex drivers perfectly fit Zip-in and Bit-Tip screws without touching & damaging the magnet.

**Save Time and Money!**

The Ultimate System extends the life-span of C-RHEX hex drivers, while using the most trusted sheet metal screws on the market!

- Malco's exclusive, dual-sided magnetic hex drivers are simple to change hex sizes with 2-EZ Technology.
- Easily remove metal shavings from the magnet by removing the socket and wiping it off!



# Zip-in®

## Self-Piercing sheet Metal Screws

### Rated #1, Zip-in® screws are the best selling sheet metal screws worldwide.

A unique thread design and quality controlled manufacture spell the Zip-in® difference.

Zip-in's® sophisticated heat treat process allows the screw to taper to a fine, sharp point without sacrificing critical point strength. They are also faster driving, with a greater capacity for fastening heavier gauges of sheet metal than any other self-drilling type.

**1.) Burr Free Hex Washer Slotted Head**

- One 1/4 in. hex driver accommodates tall sizes of Zip-in screws.
- Full 1/4 in. (No. 8) head will not strip out of hex driver opening at any ring operation.

**2.) Undercut-Indented Hex Washer Slotted Head**

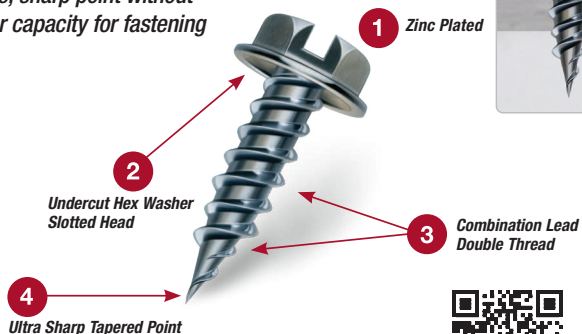
- Undercut - Always seats flush.

**3.) Combination Lead Double Thread**


- Starting thread machined down to very tip of screw point.
- Instantly penetrates and engages in heavy gauge sheet metal and layered light gauge.

**4.) Sharp Tapered Point**

- Quality controlled heat treat.
- Sharp tapered point will not mushroom, break or walk.
- Complete operator control with precise hole alignment.

U.S. Patent No.  
D524,638

Look for the Dots! ® Trademarked &amp; Patented Head Markings indicate one and only genuine Zip-ins®.

**Robertson® Style Square**

Robertson®  
Style Square  
Pan Head  
Zip-in® Screws



2 in. Length Phillips Oval Head



3 in. Length 1/4 in. Hex Head

**Painted Sheet Metal / Drill-In Screws****Plastic Anchors / Kits**

Use Red-Lip Anchors with wood, sheet metal or lag screws. Flexible anchor is ideal for masonry or stone. Lip on collar prevents anchor from pushing through hole in hollow walls.

Drill-In  
Screws  
Type A,  
Single  
Thread



Painted  
Sheet  
Metal  
Screws

Packaged in  
Bags and Tubs.

# Zip-in®

## Self-Piercing Sheet Metal Screws



**CRHEX**  
Cleanable-Reusable

**+ Zip-in®**

### Specifications

Bulk	Bulk Qty.	Pail	Pail Qty.	Tub	Tub Qty.	Bag	Bag Qty.	Head Color	Head Size	Type
<b>Zip-in® Screws</b>										
HW6X3/8Z	18,000			HW6X3/8ZT	1,000	HW6X3/8ZG	100	○ Zinc Plated	1/4 in.	Slotted Hex
HW7X1/2Z	15,000	HW7X1/2ZP	7,500	HW7X1/2ZT	1,000	HW7X1/2ZG	100	○ Zinc Plated	1/4 in.	Slotted Hex
HW8X1/2Z	12,000	HW8X1/2ZP	7,000	HW8X1/2ZT	1,000	HW8X1/2ZG	100	○ Zinc Plated	1/4 in.	Slotted Hex
HW8X3/4Z	10,000	HW8X3/4ZP	5,000	HW8X3/4ZT	1,000	HW8X3/4ZG	100	○ Zinc Plated	1/4 in.	Slotted Hex
HW8X1Z	7,000	HW8X1ZP	3,500	HW8X1ZT	500	HW8X1ZG	100	○ Zinc Plated	1/4 in.	Slotted Hex
HW8X11/2Z	4,500	HW8X1-1/2ZP	2,250	HW8X11/2ZT	250	HW8X11/2ZG	50	○ Zinc Plated	1/4 in.	Slotted Hex
HW8X2Z	2,300	HW8X2ZP	1,400	HW8X2ZT	250	HW8X2ZG	50	○ Zinc Plated	1/4 in.	Slotted Hex
HW10X1/2Z	10,000			HW10X1/2ZT	1,000	HW10X1/2ZG	100	○ Zinc Plated	1/4 in.	Slotted Hex
HW10X3/4Z	8,000			HW10X3/4ZT	1,000	HW10X3/4ZG	100	○ Zinc Plated	1/4 in.	Slotted Hex
HW10X1Z	6,000			HW10X1ZT	500	HW10X1ZG	100	○ Zinc Plated	1/4 in.	Slotted Hex
<b>Zip-in® Square Pan Head Robertson® Style Screws</b>										
PS8X1/2Z	12,000			PS8X1/2ZT	1,000			○ Zinc Plated	#2	Pan Square
<b>Zip-in® White Painted Register Screws</b>										
HW8X11/2ZW	4,500			HW8X11/2ZWT	250	HW8X11/2ZWG	50	○ White	1/4 in.	Slotted Hex
HW8X2ZW	2,300			HW8X2ZWT	250	HW8X2ZWG	50	○ White	1/4 in.	Slotted Hex
HW8X3ZW				HW8X3ZWT	150	HW8X3ZWG	25	○ White	1/4 in.	Slotted Hex
P08X2ZW	2,300			P08X2ZWT	250	P08X2ZWG	50	○ White	#2	Phillips
<b>Zip-in® Painted Sheet Metal Screws</b>										
HW6X3/8ZRB	18,000			HW6X3/8ZRB	1,000	HW6X3/8ZRBG	100	● Royal Brown (RB)	1/4 in.	Slotted Hex
HW6X3/8ZW	18,000			HW6X3/8ZWT	1,000	HW6X3/8ZWG	100	○ White (W)	1/4 in.	Slotted Hex
HW7X1/2ZRB				HW7X1/2ZRB	1,000	HW7X1/2ZRBG	100	● Royal Brown (RB)	1/4 in.	Slotted Hex
HW7X1/2ZW				HW7X1/2ZWT	1,000	HW7X1/2ZWG	100	○ White (W)	1/4 in.	Slotted Hex
HW8X3/4ZRB				HW8X3/4ZRB	1,000	HW8X3/4ZRBG	100	● Royal Brown (RB)	1/4 in.	Slotted Hex
HW8X3/4ZW				HW8X3/4ZWT	1,000	HW8X3/4ZWG	100	○ White (W)	1/4 in.	Slotted Hex
HW8X1ZRB	7,000			HW8X1ZRB	500	HW8X1ZRBG	100	● Royal Brown (RB)	1/4 in.	Slotted Hex
HW8X1ZW	7,000			HW8X1ZWT	500	HW8X1ZWG	100	○ White (W)	1/4 in.	Slotted Hex
<b>Drill-in Screws, Type A, Single Thread</b>										
HW10X1-1/2	3,500			HW10X11/2T	250	HW10X11/2G	50	○ Zinc Plated	5/16	Slotted Hex
HW10X2	2,400			HW10X2T	250	HW10X2G	40	○ Zinc Plated	5/16	Slotted Hex
HW12X2	1,800			HW12X2T	250	HW12X2G	25	○ Zinc Plated	5/16	Slotted Hex

### Specifications

Tub Number	Tub Qty.	Bag Number	Bag Qty.	Anchor Size	Screw Size	For Screw Size	Uses Bit Diameter	Anchor Kit Quantity
<b>Red Lip Plastic Anchors</b>								
PA810T	1,000	PA810G	100	3/16 x 7/8 in.		8-9-10	3/16 in.	—
PA1012T	500	PA1012G	75	1/4 x 1 in.		10-12	1/4 in.	—
<b>Red Lip Plastic Anchor Kits with Slotted Panhead Screws</b>								
PA1012K	—	—	—	1/4 x 1 in.	SP10x1-1/4	—	1/4 in.	100
<b>Red Lip Plastic Anchor Kits with White Hex Washer Head Screws</b>								
PA1012KW	—	—	—	1/4 x 1 in.	HW10x1Z	—	1/4 in.	100



+ Bit-Tip®

U.S. Patent No.  
10,328,554**Eliminate Magnet Damage.**

The Ultimate System is designed to eliminate magnet damage. C-RHEX® 1/4 in. and 5/16 in. hex drivers perfectly fit Zip-in® and Bit-Tip® screws without touching & damaging the magnet.

**Save Time and Money!**

The Ultimate System extends the life-span of C-RHEX® hex drivers, while using the most trusted sheet metal screws on the market!

- Malco's exclusive, dual-sided magnetic hex drivers are simple to change hex sizes with 2-EZ Technology.
- Easily remove metal shavings from the magnet by removing the socket and wiping it off!



# Bit-Tip® Drill & Tap Screws

## The One-Operation Fastener with a True Drilling Action Point

Bit-Tip drill and tap screws produce the optimum hole size for a quick tight fit.

**Now even faster!**

Drill & Tap Screws drill their own holes, taps a matching thread in steel .220 thick in less time than it takes to drill a pilot hole for other standard fasteners.

**Choose from Hex or Slotted**

Top View



Hex Washers



Top View



Hex Slotted Washers

**The Bit-Tip Difference!**

By drilling its own hole, Bit-Tip® produces the optimum hole size, resulting in better thread engagement and a tighter fit. One-operation fastening also means no alignment problems.

Bit-Tip® has a wide range of industry applications. Select the Bit-Tip® that's right for the job. Point length will determine metal thickness that can be drilled, tapped, and fastened.

Also, plywood, soft wood, composition board, drywall, insulation, and laminates may be fastened to metal framing or components.

Made from strong, high quality, specially heat treated steel. Bit-Tip® Self Drilling and Tapping Screws are precision cold forged insuring uniformity of dimension and drill point contours.

The versatile Bit-Tip® Screw is an excellent replacement for fastening operations now using rivets, nuts and bolts, spot welds, or adhesives. Bit-Tip® also eliminates the need for costly auxiliary fastening equipment such as drill bits, taps and welding equipment.

Requires only a standard screw gun power tool rated at 2500 RPM equipped with drilling depth locator.

U.S. Patent No.  
D524,638

**Look for the Dots!®** Trademarked & Patented Head Markings indicate one and only genuine Bit-Tip®.

# Bit-Tip®

## Drill & Tap

### Screws

#### Industrial Applications:

- Structural / Layered Metal
- Duct Work



**CRHEX** + Bit-Tip®  
Cleanable-Reversible


#### Specifications

Bulk	Bulk Qty	Pail	Pail Qty.	Tub	Tub Qty.	Bag	Bag Qty.	Head Type	Screw Size	Driver Size	Material Thickness*
<b>Bit-Tip® Screws (#2 Point)</b>											
BT131	10,000			BT131T	1,000	BT131G	100	Hex Washer	8-18x1/2	1/4	.035-.100
BT132	10,000			BT132T	500	BT132G	100	Hex Washer	8-18x5/8	1/4	.035-.100
BT133	10,000			BT133T	500	BT133G	100	Hex Washer	8-18x3/4	1/4	.035-.100
BT134	8,000			BT134T	500	BT134G	100	Hex Washer	8-18x1	1/4	.035-.100
BT141	10,000			BT141T	500	BT141G	100	Hex Washer	10-16x1/2	5/16	.035-.110
BT142	8,000			BT142T	500	BT142G	100	Hex Washer	10-16x5/8	5/16	.110-.175
BT143	7,000	BT143P	3,000	BT143T	500	BT143G	100	Hex Washer	10-16x3/4	5/16	.110-.175
BT231	10,000			BT231T	1,000	BT231G	100	Slotted Hex	8-18x1/2	1/4	.035-.100
BT233	10,000			BT233T	500	BT233G	100	Slotted Hex	8-18x3/4	1/4	.035-.100
<b>Bit-Tip® Screws (#3 Point)</b>											
BT144	5,000			BT144T	500	BT144G	100	Hex Washer	10-16x1	5/16	.110-.175
BT153	5,000			BT153T	500	BT153G	100	Hex Washer	10-24x3/4	5/16	.110-.175
BT156	3,500			BT156T	500	BT156G	50	Hex Washer	10-24x1-1/2	5/16	.110-.175
<b>Bit-Tip® Screws (#3 Point)</b>											
BT163	6,000			BT163T	500	BT163G	100	Hex Washer	12-14x3/4	5/16	.110-.210
BT164	4,000			BT164T	500	BT164G	100	Hex Washer	12-14x1	5/16	.110-.210

\* Test results furnished are given purely as a guide and do not constitute a warranty of any type. Results may vary by modification to the fastener or in certain applications.

## Bit-Tip® Screw Strength

			Pull-out values (lbs.), in common steel gauges										Tensil Strength	Torsional Strength	
			26	24	22	20	18	16	14	13	1/8	10	3/16	lbs.	in.- lbs.
8	18	#2	150	187	289	334	507	643	977					1,575	42
	16	#2	145	235	295	364	572	708	1,015	1,972				2,100	61
	24	#3								1,528	2,120	2,199		2,350	65
12	14	#3								1,541	1,990	2,650	3,515	2,800	92



# CONNEXT®

- *Ratcheting Handle*
- *Professional Kits*
- *Handles & Hex Drivers*
- *Individual Components*

## CONNEXT® 3 Ratcheting Handle



**Magnetic!**

## CONNEXT® Ratcheting Handle and Professional Kits

*Magnetic Hex Driver Kits. Whole Kits feature popular assortments of handles and magnetic hex chuck driver shafts in a premium zipper pouch with belt clip and carabiner for portability, built-in magnetic panel to hold fasteners, and velcro pouch on the front for extra storage*

### Versatile Ratcheting Handle

*A forward or reverse ratchet driving mechanism, as well as the locked driving position of the CONNEXT ratcheting handle, meets torque capacity standards (including ANSI) comparable to a 1/2-inch solid shaft driver! The clear, molded acetate, full grip is shock-proof, shatter-proof and fluted to fit any hand. The quick-connect holder mechanism accepts most 1/4 inch hex shank power drive or insert bits as a shaft, including all Malco hollow or magnetic hex chuck drivers.*



## CONNEXT® 4 9 Piece Hex Hand Driver Kit:

CONNEXT 1 Standard Handle   CONNEXT 2 Stubby Handle   CONNEXT 3 Ratcheting Handle  
MSH14 • MSH516 • MSHL14 • MSHL516 •  
MSHXL14 • MSHXL516

## CONNEXT® 5 12 Piece Hex Hand Driver Kit:

CONNEXT 1 Standard Handle   CONNEXT 2 Stubby Handle   CONNEXT 3 Ratcheting Handle  
MSH1/4 • MSH5/16 • MSH3/8 • MSHL1/4 • MSHL5/16 •  
MSHL3/8 • MSHXL1/4 • MSHXL5/16 • MSHXL3/8



## CONNEXT® Handles with Hex Drivers

Hex Hand Drivers shown here are sold pre-assembled and packaged as one product, but handles and hex drivers are also available separately.  
(See page 53)



## Individual Hex Drivers

Hex Drivers shown here are sold separately. See page 23 for bulk packages.



## CONNEXT® Replacement Handles

Clear, molded acetate grips are shock-proof, shatter-proof and fluted to fit any hand. Including ratcheting handle!



## Specifications

### CONNEXT® Magnetic Stubby Length Hex Hand Drivers

Catalog Number	Description	Color Coded	Reaction	Hex Opening in. (mm)	Insert Dia. in. (mm)	Nose Dia. in. (mm)	Holder Dia. in. (mm)	Shaft Total Lgth. in. (mm)	Overall Length in. (cm)	Shaft Replacement #
HHD1T	CONNEXT® Stubby Hex Hand Driver	●	Magnetic	1/4	1/4 (6.35)	7/16 (11.125)	11/16 (17.4625)	2-1/4 (57.15)	4-1/8 (104.775)	MSH14
HHD2T	CONNEXT® Stubby Hex Hand Driver	●	Magnetic	5/16	1/4 (6.35)	1/2 (12.7)	11/16 (17.4625)	2-1/4 (57.15)	4-1/8 (104.775)	MSH516
HHD3T	CONNEXT® Stubby Hex Hand Driver	●	Magnetic	3/8	1/4 (6.35)	9/16 (14.2875)	11/16 (17.4625)	2-1/4 (57.15)	4-1/8 (104.775)	MSH38

### CONNEXT® Standard Magnetic Hex Hand Drivers

Catalog Number	Description	Color Coded	Reaction	Hex Opening in. (mm)	Insert Dia. in. (mm)	Nose Dia. in. (mm)	Holder Dia. in. (mm)	Shaft Total Lgth. in. (mm)	Overall Length in. (mm)	Shaft Replacement #
HHD1S	CONNEXT® Standard Lgth. Hex Hand Driver	●	Magnetic	1/4	1/4 (6.35)	7/16 (11.125)	11/16 (17.4625)	3 (76.2)	7-1/8 (180.975)	MSHL14
HHD2S	CONNEXT® Standard Lgth. Hex Hand Driver	●	Magnetic	5/16	1/4 (6.35)	1/2 (12.7)	11/16 (17.4625)	3 (76.2)	7-1/8 (180.975)	MSHL516
HHD3S	CONNEXT® Standard Lgth. Hex Hand Driver	●	Magnetic	3/8	1/4 (6.35)	9/16 (14.2875)	11/16 (17.4625)	3 (76.2)	7-1/8 (180.975)	MSHL38

### CONNEXT® Long Magnetic Hex Hand Drivers

Catalog Number	Description	Color Coded	Reaction	Hex Opening in.	Insert Dia. in. (mm)	Nose Dia. in. (mm)	Holder Dia. in. (mm)	Shaft Total Lgth. in. (mm)	Overall Length in. (mm)	Shaft Replacement #
HHD1	CONNEXT® Long Hex Hand Driver	●	Magnetic	1/4	1/4 (6.35)	7/16 (11.125)	11/16 (17.4625)	6-7/8 (174.625)	10-1/2 (266.7)	MSHL14
HHD2	CONNEXT® Long Hex Hand Driver	●	Magnetic	5/16	1/4 (6.35)	1/2 (12.7)	11/16 (17.4625)	6-7/8 (174.625)	10-1/2 (266.7)	MSHL516
HHD3	CONNEXT® Long Hex Hand Driver	●	Magnetic	3/8	1/4 (6.35)	9/16 (14.2875)	11/16 (17.4625)	6-7/8 (174.625)	10-1/2 (266.7)	MSHL38

### Short Magnetic Hex Drivers

Catalog Number	Description	Color Coded	Reaction	Hex Opening in.	Insert Dia. in. (mm)	Nose Dia. in. (mm)	Overall Length in. (mm)	Distributor Buy Qty.	2 Pack
MSH14	Short Magnetic Hex Driver	●	Magnetic	1/4	1/4 (6.35)	7/16 (11.125)	1-3/4 (44.45)	10	MSH14P
MSH14T	Short Magnetic Hex Driver (TUB of 100)	●	Magnetic	1/4	1/4 (6.35)	7/16 (11.125)	1-3/4 (44.45)	100	
MSH516	Short Magnetic Hex Driver	●	Magnetic	5/16	1/4 (6.35)	1/2 (12.7)	1-3/4 (44.45)	10	MSH516P
MSH516T	Short Magnetic Hex Driver (TUB of 100)	●	Magnetic	5/16	1/4 (6.35)	1/2 (12.7)	1-3/4 (44.45)	100	
MSH38	Short Magnetic Hex Driver	●	Magnetic	3/8	1/4 (6.35)	9/16 (14.2875)	1-3/4 (44.45)	10	MSH38P

### Long Magnetic Hex Drivers

Catalog Number	Description	Color Coded	Reaction	Hex Opening in.	Insert Dia. in. (mm)	Nose Dia. in. (mm)	Overall Length in. (mm)	Distributor Buy Qty.	2 Pack
MSHL14	Long Magnetic Hex Driver	●	Magnetic	1/4	1/4 (6.35)	7/16 (11.125)	2-9/16 (65.0875)	5	MSHL14P
MSHL14T	Long Magnetic Hex Driver (TUB of 50)	●	Magnetic	1/4	1/4 (6.35)	7/16 (11.125)	2-9/16 (65.0875)	50	
MSHL516	Long Magnetic Hex Driver	●	Magnetic	5/16	1/4 (6.35)	1/2 (12.7)	2-9/16 (65.0875)	5	MSHL516P
MSHL516T	Long Magnetic Hex Driver (TUB of 50)	●	Magnetic	5/16	1/4 (6.35)	1/2 (12.7)	2-9/16 (65.0875)	50	
MSHL38	Long Magnetic Hex Driver	●	Magnetic	3/8	1/4 (6.35)	9/16 (14.2875)	2-9/16 (65.0875)	5	MSHL38P
MSHL716	Long Magnetic Hex Driver	●	Magnetic	7/16	1/4 (6.35)	11/16 (17.4625)	2-9/16 (65.0875)	5	MSHL716P

### Extra Long Magnetic Hex Drivers

Catalog Number	Description	Color Coded	Reaction	Hex Opening in.	Insert Dia. in. (mm)	Nose Dia. in. (mm)	Overall Length in. (mm)	Distributor Buy Qty.
MSHML14	Extra Long Magnetic Hex Driver	●	Magnetic	1/4	1/4 (6.35)	7/16 (11.125)	4 (101.6)	1
MSHXL14	Extra Long Magnetic Hex Driver	●	Magnetic	1/4	1/4 (6.35)	7/16 (11.125)	6 (152.4)	1
MSHXL14T	Extra Long Magnetic Hex Driver (TUB of 50)	●	Magnetic	1/4	1/4 (6.35)	7/16 (11.125)	6 (152.4)	50
MSHML516	Extra Long Magnetic Hex Driver	●	Magnetic	5/16	1/4 (6.35)	1/2 (12.7)	4 (101.6)	1
MSHXL516	Extra Long Magnetic Hex Driver	●	Magnetic	5/16	1/4 (6.35)	1/2 (12.7)	6 (152.4)	1
MSHXL516T	Extra Long Magnetic Hex Driver (TUB of 50)	●	Magnetic	5/16	1/4 (6.35)	1/2 (12.7)	6 (152.4)	50
MSHXL38	Extra Long Magnetic Hex Driver	●	Magnetic	3/8	1/4 (6.35)	9/16 (14.2875)	6 (152.4)	1

### CONNEXT® Quick-Change Handles

Catalog Number	Description	Grip Dia. in. (mm)	Grip Lgth. in. (mm)	Holder Opening in.	Holder Dia. in. (mm)	Holder Lgth. in. (mm)	Overall Length in. (mm)
CONNEXT1	Quick-Change Standard Handle	1-1/8 (28.575)	4-1/8 (104.775)	1/4	11/16 (17.4625)	1-1/8 (28.575)	5-1/4 (133.35)
CONNEXT2	Quick-Change Stubby Handle	1-1/8 (28.575)	1-7/8 (47.625)	1/4	11/16 (17.4625)	1-1/8 (28.575)	3-1/8 (79.375)

### CONNEXT® Quick-Change Ratcheting Handle

Catalog Number	Description	Driving Positions	Torque Capacity	Grip Dia. in. (mm)	Grip Length in. (mm)	Holder I.D. in.	Holder O.D. in. (mm)	Holder Length in. (mm)	Overall Length in. (mm)
CONNEXT3	Ratcheting Style Handle Long	Forward, Reverse, Locked	Comp. 1/2 solid shaft	1-1/8 (28.575)	4-1/8 (104.775)	1/4 Hex	5/8 (15.875)	1-5/8 (41.275)	6-3/8 (161.925)

**Magnetic!**

# GO BLUE!

## HEX CHUCK DRIVERS

**IMPACT RATED**

- *Precise Machining for Fail-Proof Fastener Engagement*
- *Spring Loaded Magnet (self-adjusts)*




**Impact Rated Hex Drivers,  
Square, Phillips, and Star  
Bits and Hex Drivers.**

Star, Phillips and Square bit selections feature unique high-torque steel construction and a design that absorbs and dissipates impact driver induced stress at peak loads.


**1/4 in.**



**5/16 in.**




**3/8 in.**



**7/16 in.**

**Square  
Insert & Power Bits**



**Phillips  
Insert & Power Bits**



**Star**

**Insert & Power Bits**



## Specifications

Catalog Number	Description	Point Size	HEX Insert in. (mm)	OA Length in. (mm)	Qty.
<b>Square Insert Bits</b>					
SD1IP	Square Insert Bit	#1	1/4 (6.35)	1 (25.4)	3
SD2IP	Square Insert Bit	#2	1/4 (6.35)	1 (25.4)	3
<b>Square Power Bits</b>					
SD1XIP	Square Power Bit	#1	1/4 (6.35)	2 (50.8)	3
SD2XIP	Square Power Bit	#2	1/4 (6.35)	2 (50.8)	3
<b>Phillips Insert Bits</b>					
PH2IP	Phillips Insert Bit	#2	1/4 (6.35)	1 (25.4)	3
PH3IP	Phillips Insert Bit	#3	1/4 (6.35)	1 (25.4)	3
<b>Phillips Power Bits</b>					
PH2XIP	Phillips Power Bit	#2	1/4 (6.35)	2 (50.8)	3
PH3XIP	Phillips Power Bit	#3	1/4 (6.35)	2 (50.8)	3
<b>Star Insert Bits</b>					
TX10IP	Star Insert Bit	T10	1/4 (6.35)	1 (25.4)	3
TX15IP	Star Insert Bit	T15	1/4 (6.35)	1 (25.4)	3
TX20IP	Star Insert Bit	T20	1/4 (6.35)	1 (25.4)	3
TX25IP	Star Insert Bit	T25	1/4 (6.35)	1 (25.4)	3
TX27IP	Star Insert Bit	T27	1/4 (6.35)	1 (25.4)	3
TX30IP	Star Insert Bit	T30	1/4 (6.35)	1 (25.4)	3
<b>Star Power Bits</b>					
TX10XIP	Star Power Bit	T10	1/4 (6.35)	2 (50.8)	3
TX15XIP	Star Power Bit	T15	1/4 (6.35)	2 (50.8)	3
TX20XIP	Star Power Bit	T20	1/4 (6.35)	2 (50.8)	3
TX25XIP	Star Power Bit	T25	1/4 (6.35)	2 (50.8)	3
TX27XIP	Star Power Bit	T27	1/4 (6.35)	2 (50.8)	3
TX30XIP	Star Power Bit	T30	1/4 (6.35)	2 (50.8)	3

in. = inches, OA = Overall

Catalog Number	Description	Color Coded	Hex Opening in.	HEX Insert in. (mm)	Reaction	Nose Diameter in. (mm)	OA Length in. (mm)	Qty.
<b>Short Magnetic Hex Drivers</b>								
MSH14I	Short Magnetic Hex Driver	Red	1/4	1/4 (6.35)	Magnetic	7/16 (11.125)	2 (50.8)	10
MSH14IS	Short Magnetic Hex Driver	Red	1/4	1/4 (6.35)	Magnetic	7/16 (11.125)	2 (50.8)	1
MSH14IT	Short Magnetic Hex Driver	Red	1/4	1/4 (6.35)	Magnetic	7/16 (11.125)	2 (50.8)	100
MSH516I	Short Magnetic Hex Driver	Yellow	5/16	1/4 (6.35)	Magnetic	1/2 (12.7)	2 (50.8)	10
MSH516IS	Short Magnetic Hex Driver	Yellow	5/16	1/4 (6.35)	Magnetic	1/2 (12.7)	2 (50.8)	1
MSH516IT	Short Magnetic Hex Driver	Yellow	5/16	1/4 (6.35)	Magnetic	1/2 (12.7)	2 (50.8)	100
MSH38I	Short Magnetic Hex Driver	Blue	3/8	1/4 (6.35)	Magnetic	9/16 (14.2875)	2 (50.8)	10
MSH38IS	Short Magnetic Hex Driver	Blue	3/8	1/4 (6.35)	Magnetic	9/16 (14.2875)	2 (50.8)	1
<b>Long Magnetic Hex Drivers</b>								
MSHL14IS	Long Magnetic Hex Driver	Red	1/4	1/4 (6.35)	Magnetic	7/16 (11.125)	2-9/16 (65.1)	1
MSHL14IT	Long Magnetic Hex Driver	Red	1/4	1/4 (6.35)	Magnetic	7/16 (11.125)	2-9/16 (65.1)	50
MSHL516I	Long Magnetic Hex Driver	Yellow	5/16	1/4 (6.35)	Magnetic	1/2 (12.7)	2-9/16 (65.1)	10
MSHL516IS	Long Magnetic Hex Driver	Yellow	5/16	1/4 (6.35)	Magnetic	1/2 (12.7)	2-9/16 (65.1)	1
MSHL516IT	Long Magnetic Hex Driver	Yellow	5/16	1/4 (6.35)	Magnetic	1/2 (12.7)	2-9/16 (65.1)	50
MSHL38I	Long Magnetic Hex Driver	Blue	3/8	1/4 (6.35)	Magnetic	9/16 (14.2875)	2-9/16 (65.1)	10
MSHL38IS	Long Magnetic Hex Driver	Blue	3/8	1/4 (6.35)	Magnetic	9/16 (14.2875)	2-9/16 (65.1)	1
MSHL716I	Long Magnetic Hex Driver	Brown	7/16	1/4 (6.35)	Magnetic	11/16 (17.4625)	2-9/16 (65.1)	10
MSHL716IS	Long Magnetic Hex Driver	Brown	7/16	1/4 (6.35)	Magnetic	11/16 (17.4625)	2-9/16 (65.1)	1

### Extra Long Magnetic Hex Drivers

MSHML14IS	Extra Long Magnetic Hex Driver	Red	1/4	1/4 (6.35)	Magnetic	7/16 (11.125)	4 (101.6)	1
MSHXL14IS	Extra Long Magnetic Hex Driver	Red	1/4	1/4 (6.35)	Magnetic	7/16 (11.125)	6 (152.4)	1
MSHXL14IT	Extra Long Magnetic Hex Driver	Red	1/4	1/4 (6.35)	Magnetic	7/16 (11.125)	6 (152.4)	50
MSHML516IS	Extra Long Magnetic Hex Driver	Yellow	5/16	1/4 (6.35)	Magnetic	1/2 (12.7)	4 (101.6)	1
MSHXL516IS	Extra Long Magnetic Hex Driver	Yellow	5/16	1/4 (6.35)	Magnetic	9/16 (14.2875)	6 (152.4)	1
MSHXL516IT	Extra Long Magnetic Hex Driver	Yellow	5/16	1/4 (6.35)	Magnetic	9/16 (14.2875)	6 (152.4)	50
MSHXL38IS	Extra Long Magnetic Hex Driver	Blue	3/8	1/4 (6.35)	Magnetic	9/16 (14.2875)	6 (152.4)	1

in. = inches, OA = Overall

### Robertson® Square Head Power Bits



### Hex Shank Phillips Inserts and Bits



## Specifications

### Robertson® Style Square Head Hex Bits

- Fully hardened • Square tip will not cam out
- #1 and #2 drivers available in 1-3/4 in. and 2-1/2 in. lengths

Catalog Number	Description	Point Size	Color	Insert Dia. in. (mm)	Overall Length in. (mm)	Qty.
SD1	Square Head Hex Bit	#1	Green	1/4	1-3/4 (44.45)	10
SD1P	Square Head Hex Bit	#1	Green	1/4	1-3/4 (44.45)	2
SD2	Square Head Hex Driver	#2	Red	1/4	1-3/4 (44.45)	10
SD2P	Square Head Hex Driver	#2	Red	1/4	1-3/4 (44.45)	2
SDX1	Square Head Hex Driver	#1	Green	1/4	2-1/2 (63.5)	10
SDX1P	Square Head Hex Driver	#1	Green	1/4	2-1/2 (63.5)	2
SDX2	Square Head Hex Driver	#2	Red	1/4	2-1/2 (63.5)	10
SDX2P	Square Head Hex Driver	#2	Red	1/4	2-1/2 (63.5)	2

### 1/4 in. Hex Shank Phillips Bits

MBSP2	Hex Shank Phillips Insert Bit	#2	—	1/4	1 (24.5)	
MBLP2	Hex Shank Phillips Driver	#3	—	1/4	1-15/16 (49.21)	
MBLP3	Hex Shank Phillips Driver	#2	—	1/4	1-15/16 (49.21)	
MBLP4	Hex Shank Phillips Driver	#2	—	1/4	2-3/4 (69.85)	

## IMPACT RATED QUICK-CHANGE EXTENSION BITS



## One-Handed Quick Release!

A Fast and Easy Push-in Style Receiver, with 3 Ball Bearing Detents holds any 1/4 -inch hex shank power groove or insert bit securely. Retract the collar only when removing bit.

## Impact Rated Steel Construction

make these durable extensions versatile for use with any Impact Driver or Malco CONNEXT® Handle!

CONNEXT<sup>3</sup>  
Ratcheting Handle  
(See Page 48)



## Specifications

### Quick-Action Extension Bits

Catalog Number	Description	Hex Opening in.	Shank Dia. in.	Nose Dia. in. (mm)	Overall Length in. (mm)
BHE3	Extension Bit (3 in.)	1/4	1/4	5/8 (15.9)	3 (76.2)
BHE6	Extension Bit (6 in.)	1/4	1/4	5/8 (15.9)	6 (152.4)
BHE10	Extension Bit (10 in.)	1/4	1/4	5/8 (15.9)	10 (254)
BHE12	Extension Bit (12 in.)	1/4	1/4	5/8 (15.9)	12 (304.8)



Do not combine extension bits. Doing so can result in damage to the tool or injury to user.

## Magnetic! Bit Holder

1/4-inch hex shank designed for any hex shank insert bit. Extends the length of reach a full 3 inches.



## Specifications

### Magnetic Bit Holder

Catalog Number	Description	Hex Opening in.	Shank Dia. in.	Nose Dia. in. (mm)	Overall Length in. (mm)
MBH14	Magnetic Bit Holder	1/4	1/4	7/16 (11.125)	3 (76.2)

# 4 in 1 Nut Driver

*Quickly change hex sizes.*

*Malco's exclusive, dual-sided magnetic hex drivers fit over a magnet-tipped, ball locking hex shaft, and can be quickly reversed to change sizes.*

**4**  
**HEX Sizes**

1/4, 5/16, 3/8  
& 7/16 in.




## Positive Lock

A quick-release, secure positive lock secures telescoping shaft in position and prevents collapsing when forceful in-line pressure is applied during use.



## 3 Position Combinations

The 4-in-1 Nut Driver is perfect for pocket or pouch, and offers superior performance, ease of use and long service life. The driver shaft can be extended or retracted to produce three different end to end combinations: 1/4 and 5/16 in.; 3/8 and 5/16 in.; and 1/4 and 7/16 in.



## Sure Fastener Engagement

Hardened chrome vanadium steel sockets offer sure fastener engagement and control. The comfortable 3-lobe handle is made of high-torque ABS plastic, and a non-slip TPR over-molded grip offers additional comfort and control on the job.



## Two Package Types

*Available in Single Packs  
and 12 Pack Box Display!*



## 4IN1

### Nut Driver

Catalog Number	Description	Tool Length Hex Sizes	Net Weight in. (mm)	oz. (g)	Qty.
4IN1	4IN1 Nut Driver	1/4, 5/16, 3/8, 7/16 in.	5-1/4 (133.35)	7 (199)	12 (display box)
4IN1i	4IN1 Nut Driver (Single)	1/4, 5/16, 3/8, 7/16 in.	5-1/4 (133.35)	7 (199)	1

# 6 in 1 Reversible Driver

*Six different Head Styles with one Tool!*

Combination bits change to drive 6 different head styles or sizes. 1/4 & 5/16 in. Hex opening nut driver with 3/16 & 9/32 in. slotted head bit and #1 & #2 Phillips head bit. Shank firmly locks into handle barrel. Driver bits are individual protected with black oxide. Shank is chrome plated to protect against rust.



**RD6**

## RD6

### Reversible Driver

Catalog Number	Description	Bit Styles	Tool Length in. (mm)
RD6	6IN1 Reversible Driver	1/4 - 5/16, 3/16 - 9/32 in., #1 - #2 Phillips	7 (177.8)



**IMPACT RATED**

**HC2**  
2-20 in. (51-508 mm)  
Diameter Circles

Malco Hole Cutters are the longest lasting, fastest cutting solution for cutting holes in sheet metal.\*  
\*based on internal testing

**HC1**  
2-12 in. (51-305 mm)  
Diameter Circles

HC1 is adjustable for making 2 to 12 in. (51 to 305 mm) diameter holes. The larger HC2 model cuts 2 to 20 in. (51 to 508 mm) holes. A combination English / Metric diameter gauge is standard, and both quickly install into the chuck of any impact or drill as small as 1/4 in. (6.35 mm).

**The Real Difference**  
**Gold Standard Cutter Bits**

Malco cutter bits feature a long lasting, mill type cutting edge and large flat for adjusting the cutting edge location up or down to extend bit life. One cutter bit fits either model and is easily replaceable. Available in single (CB), 6-pack (CBB), and 100-pack bulk tub (CB100).



Enlarged to show detail.



**Specifications**

Catalog Number	Description	Steel Type	Hole Diameter in. (mm)	Net Wt. oz. (g)
HC1	Hole Cutter	—	2-12 (50.8-304.8)	16 (454)
HC2	Hole Cutter	—	2-20 (50.8-508)	22 (624)
CB	Mill Type Cutter Bit (Single)	HSS (High Speed)	—	—
CBB	Mill Type Cutter Bit (6 pack)	HSS (High Speed)	—	—
CB100	Mill Type Cutter Bit (100 tub)	HSS (High Speed)	—	—

**Metal Capacities**

Material	Aluminum	Galvanized Steel 22 Gauge	Mild Steel 22 Gauge
inches (mm)	.054 (1.37)	.034 (.86)	.0299 (0.759)




# Perfect Circles

EVERY TIME!

*Lightweight aluminum frames make Malco hole cutters extremely portable for a variety of holes in sheet metal including 20-gauge (1.02 mm) galvanized steel.*

For Reference



## Replacement Parts



Hex Key is provided with purchase of new tool.

## Replacement Parts

1. CB - Cutter Bit
2. HC1H - Screw Only
3. HC1E - Adjustment Sleeve (with screw included)
4. HC1D - Thrust Bearing
5. HC1K - Bearing
6. HC1G - Shoe
7. HC1I - Shoe Screw
8. HC1B - Pivot Pin Set

**IMPACT RATED**

**78%  
Faster**

THAN A MANUAL  
SHEET METAL  
CRIMPING TOOL!

\*verified by internal testing



# 5X Faster\*

\*based on internal testing



## Based on Actual Field Trials!

The Malco TurboCrimper® IMPACT is designed to work with a minimum 12 volt DC cordless or maximum 7 amp AC corded impact driver equipped with a quick release 1/4 inch hex chuck.

## Chuck it up and Go!

No set-up or adjustment is needed to immediately begin crimping multiple sizes, types, and thickness of round metal duct, including spiral duct and metal stove pipe.

## Time and Labor Saving.

Simple, effective design increases speed and ease of crimping 30 – 24 gauge (0.41 – 0.71 mm) galvanized steel round duct and (0.31 - 0.61 mm) cold rolled steel stove pipe. (minimum 3" pipe)


## Storage? No Problem.

The compact TurboCrimper® IMPACT is easy to balance while in use and stores easily in a pouch or bag when not in use.

## Operating Tips



Begin crimping at angle after crease



Exit crimping at slight angle before crease



C5A2

Overall Length: 4"  
Throat Depth: 1.5"  
Width of Jaw: 2"



**Use Impact  
Driver Only!**

Min. 12V DC Impact Driver with  
quick release 1/4 in. Hex Chuck.

## C5A2

Catalog Number	Description	Chuck Requirements	Impact Driver Requirements	Net Weight
C5A2	TurboCrimper® IMPACT	1/4 in. Quick Release	Min. 12V DC, Max 7A AC	30 oz. (848 g)
<b>Replacement Drive Shaft</b>				
C5A2RD EV	Replacement Drive Shaft			
<b>Metal Capacities</b>				
Material	Galvanized Steel 30-24 Gauge	Cold Rolled 30-24 Gauge		
inches (mm)	.016 - .028 (0.40-0.71)	.012 - .024 (0.30-0.61)		

# Andy™ SNIP

## MC12L

- Impressive maneuverability and superior material flow for up to 60%\* faster cuts
- 45%\* greater length of cuts vs. leading competition
- Cuts continuous radiuses half the size of leading competition with better cut quality\*
- Replaceable upper blade that can easily be replaced in the field

\*verified by internal testing

**OFFSET  
DESIGN!**



# Andy™ Snips

**12 in.**  
HIGH CARBON  
INSET BLADES  
with sleek aluminum  
frames for greater  
maneuverability.

Sleek styling, easy blade replacement, and larger handles make Malco's 12 in. Andy™ Snips more versatile. Ideal as a vinyl siding snip or for cutting aluminum, copper, or sheet metal. A sleek head design improves maneuverability. A full 3 in. (76.2 mm) cutting length makes straight shearing with the Malco Andy™ Snip fast and easy.

**M12N**



Andy™ 12 in. (31 cm)  
Pattern straight  
shearing, mild curve  
cuts, and multiple  
layers of material.

**MC12N**



Andy™ 12 in. (31 cm)  
Combination L or R  
circles to 6 in. (15 cm)  
diameter and straight cuts.

**M12NG  
Gripped**



**MC12L  
Offset**



**MC12NG  
Gripped**



**14 in.**  
HIGH CARBON  
INSET BLADES  
with big aluminum  
frames for  
longer cuts.

Malco's 14 in. Andy™ Snip are very versatile. A sleek head design improves maneuverability. Ideal for making cuts in tight material, shapes such as J-Channel. A full 3-1/4 in. (82.6 mm) cutting length makes straight shearing with the Malco Andy™ Snip fast and easy. Blade replacement is easily accomplished in the field.

**M14N**



Andy™ 14 in. (36 cm) Pattern  
straight shearing, mild curve cuts,  
and multiple layers of material.

**MC14N**



Large 14 in. (36 cm) frame  
with roomy handle loops  
and big 3-1/4 in. (82.6 mm)  
cutting length.

Andy™ 14 in. (36 cm) Combination  
L or R circles to 6 in. (15 cm)  
diameter and straight cuts.

**24 ga.**  
Capacity

## Specifications

Catalog Number	Description	Length of Cut in. (mm)	Tool Length in. (mm)	Net Wt. oz. (g)	Replacement Blades	
M12N	Andy™ 12 in. (31 cm) Pattern Snip	3 (76.2)	12 (304.8)	16 (454)	M12NRB	
M12NG	Andy™ 12 in. (31 cm) Pattern Snip “Gripped”	3 (76.2)	12 (304.8)	20 (567)	M12NRB	
MC12L	Andy™ 12 in. (31 cm) Offset Left Snip	3 (76.2)	12 (304.8)	18 (510)	MC12LRB	
MC12N	Andy™ 12 in. (31 cm) Combination Snip	3 (76.2)	12 (304.8)	16 (454)	MC12NRB	
MC12NG	Andy™ 12 in. (31 cm) Combination Snip “Gripped”	3 (76.2)	12 (304.8)	20 (567)	MC12NRB	
M14N	Andy™ 14 in. (36 cm) Pattern Snip	3-1/4 (82.6)	14 (355.6)	20 (567)	M14NRB	
MC14N	Andy™ 14 in. (36 cm) Combination Snip	3-1/4 (82.6)	14 (355.6)	20 (567)	MC14NRB	
Metal and Vinyl Capacities						
Material	Vinyl	Aluminum	Copper	Annealed Stainless Steel 26 Gauge	Galvanized Steel 24 Gauge	Mild Steel 24 Gauge
inches (mm)	.055 (1.40)	.035 (0.89)	.023 (0.58)	.018 (0.46)	.028 (0.71)	.024 (0.61)

Andy™  
CLASSIC

**M14A**



**12in.**

**CLASSICS**

with classic aluminum frames for greater maneuverability.

**M12A**



Andy™ Classic 12 in. (31 cm) Pattern straight shearing, mild curve cuts, and multiple layers of material.



**MC12A**



Andy™ Classic 12 in. (31 cm) Combination L or R circles to 6 in. (15 cm) diameter and straight cuts.

**14in.**

**CLASSICS**

with big aluminum classic frames for longer cuts.

**M14A**



Andy™ Classic 14 in. (36 cm) Pattern straight shearing, mild curve cuts, and multiple layers of material.

Blades are easily replaceable with the use of a common wrench and #2 Phillips Screw Driver.



**MC14A**



Andy™ Classic 14 in. (36 cm) Combination L or R circles to 6 in. (15 cm) diameter and straight cuts.



**Specifications**

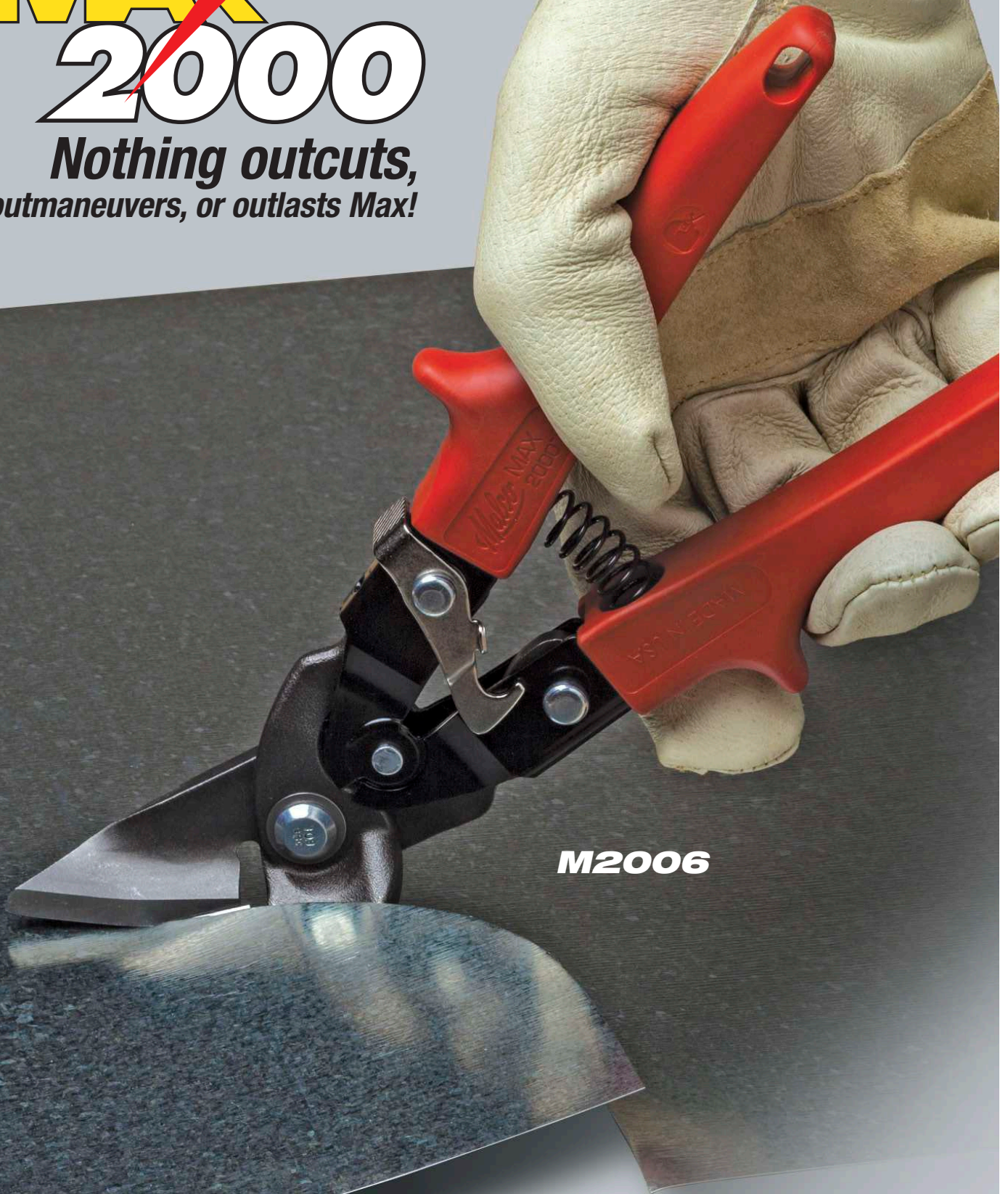
Catalog Number	Description	Length of Cut in. (mm)	Tool Length in. (mm)	Net Wt. oz. (g)	Replacement Blades
M12A	Andy™ Classic 12 in. (31 cm) Pattern Snip	3 (76.2)	12 (304.8)	17 (482)	M12ARB
MC12A	Andy™ Classic 12 in. (31 cm) Combination Snip	3 (76.2)	12 (304.8)	17 (482)	MC12ARB
M14A	Andy™ Classic 14 in. (36 cm) Pattern Snip	3-1/4 (82.6)	14 (355.6)	22 (624)	M14ARB
MC14A	Andy™ Classic 14 in. (36 cm) Combination Snip	3-1/4 (82.6)	14 (355.6)	22 (624)	MC14ARB

Metal and Vinyl Capacities						
Material	Vinyl	Aluminum	Copper	Stainless Steel 26 Gauge	Galvanized Steel 24 Gauge	Mild Steel 24 Gauge
inches (mm)	.055 (1.40)	.035 (0.89)	.023 (0.58)	.018 (0.46)	.028 (0.71)	.024 (0.61)

**MAX**  
**2000**

*Nothing outcuts,  
outmaneuvers, or outlasts Max!*



**M2006**

# Max2000® Snips

M2001



M2003



## Max2000® Left, Right, and Combination Aviation Snips

feature alloy steel blades with serrated lower jaws for solid gripping power in sheet metals, vinyl plastics, layered metals, and seams (including "S" cleats).

M2002



M2006



## Versatile Max2000® Offset Right and Left Aviation Snips

feature a serrated upper jaw of hardened alloy steel and a forged steel lower jaw to produce a strong, sharply defined cutting edge for superior offset maneuverability and cutting performance.

M2007



M2004

Sharp Tipped  
Center Jaw

**The Max2000® Double-Cut Snip** employs a best of all worlds close tolerance design for consistent performance. A curved cutting edge on the center jaw reduces cutting force required and large relief grinds on all jaws minimize drag. The double cut blades feed smoothly, cut cleanly without surface distortion, and easily navigate metal seams encountered in round metal duct and stove pipe. A self-starting point on center jaw makes short work of blind cuts.

M2005



## The Max2000® Bulldog Snip

features shorter blades with a serrated lower jaw for controlled notching and trimming out to the blade tip in layered sheet metals and metal seams.



## Specifications

Catalog Number	Description	Cutting Application	Grip Color	Length of Cut in. (mm)	Tool Length in. (mm)	Net Wt. oz. (g)	Blade Length in. (mm)
M2001	Standard	Cuts Left	Red	1-3/8 (34.9)	10 (254)	14 (397)	2.5 (25.4)
M2002	Standard	Cuts Right	Green	1-3/8 (34.9)	10 (254)	14 (397)	2.5 (25.4)
M2003	Standard	Cuts Straight, Left and Right	Yellow	1-11/16 (42.9)	10 (254)	14 (397)	2.5 (25.4)
M2004	Straight Double Cut	Cuts Straight, Double Cut	Yellow	1-3/8 (34.9)	10 (254)	16 (454)	
M2005	Bulldog	Notching and Trimming	Red	1-1/16 (27)	10 (254)	13 (367)	
M2006	Offset	Cuts sharp left, straight, and 5 in. (125 mm) dia. circles.	Red	1-1/4 (31.8)	10 (254)	16 (454)	
M2007	Offset	Cuts sharp right, straight, and 5 in. (125 mm) dia. circles.	Green	1-1/4 (31.8)	10 (254)	16 (454)	

### Metal Capacities

	Material	Aluminum	Copper	Stainless Steel 22 Gauge	Galvanized Steel 22 Gauge	Mild Steel 22 Gauge
M2004	inches (mm)	.040 (1.02)	.034 (0.86)	—	.034 (0.86)	.030 (0.76)
	Material	Aluminum	Copper	Stainless Steel 20 Gauge	Galvanized Steel 18 Gauge	Mild Steel 18 Gauge
All other Max Snips	inches (mm)	.062 (1.57)	.054 (1.37)	.038 (0.97)	.054 (1.37)	.048 (1.22)

### Replacement Spring

M2000S FITS ALL MODELS ON THIS PAGE



**POWER-FIT™**  
PERFORMANCE HAND GRIPS

*New Long Cut Models!*



**AV63**

## AVs® Series Snips Selection Guide

Malco AV Snip Type

Standard Cut AVs®

Mini AVs®


Long Cut AVs®



AV1	AV2	AV3	AV6	AV7	AV8	AV9	AVM6EV	AVM7EV	AV63	AV73	AV33	
Standard			Offset		Vertical		Offset		Offset		Standard	
Left	Right	Combo	Left	Right	Left	Right	Left	Right	Left	Right	Combo	
1-3/8"	1-3/8"	1-1/2"	1-1/4"	1-1/4"	1-3/8"	1-3/8"	3/4"	3/4"	2-1/4"	2-1/4"	3"	
9-5/8"	9-5/8"	9-7/8"	9-5/8"	9-5/8"	8-3/4"	8-3/4"	7-1/8"	7-1/8"	10-7/8"	10-7/8"	11-5/8"	
14	14	14	15	15	16	16	8	8	17	17	17	
Everyday Use - Standard Field Applications							Tight & Hard to Reach Locations		Faster Longer Cuts to Save Time			
Forged							Forged		Forged			
Aluminum - up to .062" (1.57mm) Copper - up to .054" (1.37mm) 20 ga. Stainless Steel 18 ga. Galvanized Steel 18 ga. Mild Steel					24 ga. Cold Rolled Steel 28 ga. Stainless Steel				Aluminum - up to .062" (1.57mm) Copper - up to .054" (1.37mm) 20 ga. Stainless Steel 18 ga. Galvanized Steel 18 ga. Mild Steel			

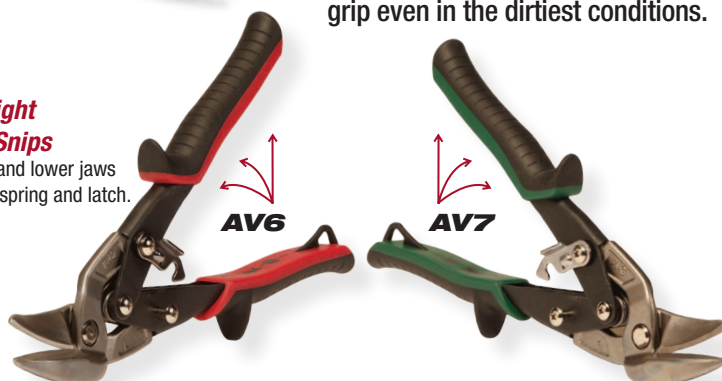
### AVs® Left, Right & Combination Aviation Snips

Traditional design with forged steel jaws, torsion handle spring, and side latch.



### AVs® Offset Right & Left Forged Snips

Forged steel upper and lower jaws with torsion handle spring and latch.



### AVs® Left & Right Vertical Aviation Snips

Left and right cutting forged serrated edge steel jaws are set at a 90 degree angle to allow easy access when cutting sheet metal in tight spaces, or overhead.



Vertical Aviation Snips











### NEW PRODUCT!

### AVs® Left Offset, Right Offset & Combination Long Cut Aviation Snips

Designed with long blades to promote longer and faster cuts to reduce time and fatigue on the job site.



## Specifications

Catalog Number	Description	Cutting Application	Grip Color	Length of Cut in. (mm)	Tool Length in. (mm)	Net Wt. oz. (g)		
AV1	Standard	Left Cutting Aviation Snip		1-3/8 (34.9)	9-5/8 (245)	14 (397)		
AV2	Standard	Right Cutting Aviation Snip		1-3/8 (34.9)	9-5/8 (245)	14 (397)		
AV3	Standard	Cuts Straight, Left and Right		1-1/2 (38.1)	9-7/8 (251)	14 (397)		
AV6	Offset	Cuts sharp left, straight, and tight dia. circles		1-1/4 (31.8)	9-5/8 (245)	15 (425)		
AV7	Offset	Cuts sharp right, straight, and tight dia. circles		1-1/4 (31.8)	9-5/8 (245)	15 (425)		
AV8	Vertical	Left Cutting Vertical Aviation Snip		1-3/8 (34.9)	8-3/4 (222)	16 (454)		
AV9	Vertical	Right Cutting Vertical Aviation Snip		1-3/8 (34.9)	8-3/4 (222)	16 (454)		
AV63	Offset	Left Long Cut Aviation Snip		2-1/4 (57.15)	10-7/8 (276.2)	17 (481)		
AV73	Offset	Right Long Cut Aviation Snip		2-1/4 (57.15)	10-7/8 (276.2)	17 (481)		
AV33	Standard	Combo Long Cut Aviation Snip		3 (76.2)	11-5/8 (295.2)	17 (481)		
Metal Capacities								
	Material	Aluminum	Copper	Stainless Steel 20 Ga.	Galvanized Steel 18 Ga.	Mild Steel 18 Ga.	Cold Rolled Steel 24 ga.	Stainless Steel 28 ga.
AVs® Snips	in. (mm)	.062 (1.57)	.054 (1.37)	.036 (0.91)	.052 (1.32)	.048 (1.22)	—	—
AVs® Vertical AV8, AV9	in. (mm)	—	—	—	—	—	.024 (0.61)	.028 (0.38)



# BIG

performance  
miniaturized.



**Only 7-1/8 in.**

At only 7-1/8 inches (181 mm), the AVs® Mini easily goes to work in tight or awkward spaces where full-size aviation snips are challenged. A 3/4 inch (19 mm) length of cut provides the optimum speed for confined cutting applications where this small, maneuverable snip excels.

Each snip is made with forged steel jaws that contain precision-ground serrations on the lower blade, which produces a sharply defined edge for cutting accuracy and control.



**Specifications**

Catalog Number	Description	Cutting Application	Grip Color	Length of Cut in. (mm)	Tool Length in. (mm)	Net Wt. oz. (g)
AVM6 EV	AVs® Mini	Left Cutting "MINI" Aviation Snip	Red	3/4 (19)	7-1/8 (181)	8 (227)
AVM7 EV	AVs® Mini	Right Cutting "MINI" Aviation Snip	Green	3/4 (19)	7-1/8 (181)	8 (227)
<b>Metal Capacities</b>						
Material	Cold Rolled Steel 24 ga.	Stainless Steel 28 ga.				
in. (mm)	.024 (0.61)	.028 (0.38)				



# Ultra

## Lightweight Snips

The ULC10 Ultra Lightweight Metal Cutting Snip offers a light, yet powerful option for cutting aluminum, and 26 gauge steel. The ULC10 has a strong, lightweight 10 inch polymer frame and is easy to grasp while making big 3 inch long controlled cuts. It also utilizes a fully threaded brass insert, thermally anchored in the blade area of the polymer frame. The insert offers greater holding power with no loss of thread integrity, resulting in superior performance.

- Strong, lightweight 10 in. (254 mm) polymer frame
- Easy-to-grasp, protective handle loops
- Big 3 in. (76 mm) long controlled cut
- Designed for all weather conditions
- Includes a Full-Size Handle



### Worry Free Blade Changes

A fully threaded brass insert thermally anchored in the blade area of the polymer frame for holding power and no loss of thread integrity.



### ULC10

#### Ultra Lightweight Snip

Catalog Number	Description	Length of Cut in. (mm)	Tool Length in. (mm)	Net Wt. oz. (g)
ULC10	Metal Cutting, Combination Snip	3 (76)	10 (254)	9.5 (254)

#### Metal Capacities

	Material	Aluminum	Galvanized Steel 26 Ga.	Mild Steel 26 Ga.
ULC10	in. (mm)	.030 (0.76)	.020 (0.51)	.018 (0.46)

#### Replacement Blades

ULC10	MC12ARB
-------	---------

only  
**10**  
Ounces!

ULC10



**Regular Pattern Snips**  
For straight cutting and wide curves.

**M9**



**M15**



**Bulldog Snips**  
Big, powerful snip for straight cuts and notches.

**MD10**



**MD12**



**Circular Duckbill Snips**  
Maneuver and cut easily to the very tip of blade. Cut a variety of material without tearing or catching.

## Specifications

### Pattern, Bulldog, and Duckbill Snips

Catalog Number	Description	Length of Cut in. (mm)	Tool Length in. (mm)	Net Wt. oz. (g)	Sheet Metal Capacity	Stainless Steel Capacity
M9	Regular Pattern Snip	3 (76.2)	12-1/2 (317.5)	27 (766)	18 gauge	22 gauge
M15	Bulldog Pattern Snip	2-1/2 (63.5)	16-1/2 (419.1)	59.2 (1678)	16 gauge	18 gauge
MD10	Circular "Duckbill" Snip	2-1/2 (63.5)	10 (254)	13 (369)	20 gauge	26 gauge
MD12	Circular "Duckbill" Snip	3 (76.2)	12-1/2 (317.5)	27 (766)	20 gauge	22 gauge

# REDLINE®

## HANDLES by Malco

### *Longer Lasting Performance:*

*Wear resistant, hardened steel construction throughout. Hardened steel also produces greater handle strength to resist abuse and collapsing. Nickel plating resists elements.*

**S2R**



**S2R** The 3-1/4 in. (83 mm) seamer is designed for the metal trades including, HVACR installation, metal roofing, and siding applications.



**S6R** The BIG 6 in. (152 mm) seamer is a power house for folding large bends in galvanized sheet metal.



**S5R** Designed with Die-Cast Zinc jaws. These seamers easily make clean bends without ruining paint finishes.



### 3-1/4 in. Hand Seamers

3-1/4 in. (83 mm) Jaws with  
1-1/4 inch (31.8 mm) Bending Depth



### 6 in. Hand Seamers

Big 6 in. (152 mm) Jaws with  
1-1/4 inch (31.8 mm) Bending Depth



### 3-1/4 in. Hand Seamers (Offset)

3-1/4 in. (83 mm) Jaws with Offset Handles.  
1-1/4 inch (31.8 mm) Bending Depth



**Malco Hand Seamers with forged steel jaws, are the premier choice for bending, folding, flattening and straightening sheet metal edges or safely gripping and moving sheet metal around the job site.**

Designed for the metal trades, including HVACR installation, roofing and siding applications, and commercial building and remodeling, these seamers are available in 3 inch (76.2 mm) and 6 inch (152.4 mm) jaw widths as well as an offset 3 inch (76.2 mm) size for overhead work. Depth markings graduated in 1/4 inch (6.4 mm) increments are complemented by

a powerful compound leverage design. Easily bend flanges or completely flatten seams from 1/4 to 1-1/4 inch (6.4-31.8 mm) deep in 24 gauge (0.71 mm) galvanized or (0.61 mm) mild steel. Hardened steel handles resist abuse. Powerful compound leverage design. Tool also features rust resistant nickel plating.

### 5 in. Hand Seamers

Compact 5 in. (127 mm) Jaws  
with 2 in. (51 mm) Bending Depth



### 9 in. Hand Seamers

Big 9 in. (229 mm) Jaws  
with 2 in. (51 mm) Bending Depth



**Easy Folding Bends without ruining paint finish! Die cast zinc jaws are gentle on painted or coated metal surfaces and ideal for making clean and accurate bends and seams in aluminum roof flashing, coil stock or fascia.**

The jaws feature depth graduations in 1/4 inch (6.35 mm) increments to a maximum 2 inch (50.8 mm) bending depth. The jaws of these large die cast seamers are bowed so that they will hold firmly and evenly across the entire jaw width even when engaged on very light material.

These Seamers are not warranted for use as a striking tool or for prying or bending heavy ferrous sheet metal. Durable construction offers long, dependable service life under normal use. These tools also feature rust resistant nickel plating.

## Specifications

Catalog Number	Description	Jaw Depth in. (mm)	Jaw Width in. (mm)	Variable Leverage Ratio (High / Low) throughout stroke	Jaws	Length in. (mm)	Net Wt. oz. (g)
S2R	3 in. Hand Seamer	1-1/4 (31.8)	3-1/4 (83)	4.7 to 1.0 - 7.1 to 1.0	High Carbon Steel Forgings	8 (203)	24 (680)
S6R	6 in. Hand Seamer	1-1/4 (31.8)	6 (152)	4.7 to 1.0 - 7.1 to 1.0	High Carbon Steel Forgings	8 (203)	30 (851)
S3R	3 in. Offset Hand Seamer	1-1/4 (31.8)	3-1/4 (83)	4.7 to 1.0 - 7.1 to 1.0	High Carbon Steel Forgings	8 (203)	24 (680)
S5R	5 in. Hand Seamer	2 (50.8)	5 (127)	4.7 to 1.0 - 7.1 to 1.0	Die Cast Zinc	9 (229)	22 (624)
S9R	9 in. Hand Seamer	2 (50.8)	9 (229)	4.7 to 1.0 - 7.1 to 1.0	Die Cast Zinc	9 (229)	28 (794)
<b>Metal Capacities</b>							
	Material	Aluminum	Copper	Stainless Steel 26 Gauge	Galvanized Steel 24 Gauge	Mild Steel 24 Gauge	
S2R / S6R / S3R	inches (mm)	.035 (0.89)	.023 (0.58)	.018 (0.46)	.028 (0.71)	.024 (0.61)	
S5R / S9R	inches (mm)	.029 (0.74)	—	—	—	—	
<b>Replacement Spring</b>							
5018	FITS ALL MODELS ON THIS PAGE						

# REDLINE®

## HANDLES by Malco

### *Easy Hand Motion and Greater Control:*

*A superior compound leverage mechanism offers maximum ease of operation. Comfortable opening and spring-actuated handles give additional comfort and control. Ergonomic Redline Handles with unique one-hand operation latch offer maximum compound leverage performance and natural fit and feel.*



**C5R** with Longer, shallower crimps produced with the C5R result in a tighter fitting, more self supporting, leak-proof connection in sheet metal pipe & duct.



Both the **N1R** and **N2R** Notchers make Fast, Clean, 30° "V" shaped cuts for HVAC duct fabrication.



**SL1R** joins sheet metal, duct and pipe sections economically.

**C5R**



### 3-Blade Crimper



**Ideal for crimping heavy 24 gauge (0.71 to 0.86 mm) galvanized sheet steel.**

Long wearing steel components are nickel plated to resist elements. Ergonomic Redline Handles with unique one-hand operation latch offer maximum compound leverage performance and natural fit and feel.

### 5-Blade Crimper



**Ideal for crimping heavy 24 gauge (0.71 to 0.86 mm) galvanized sheet steel.**

Long wearing steel components are nickel plated to resist elements. Ergonomic Redline Handles with unique one-hand operation latch offer maximum compound leverage performance and natural fit and feel.

### 5-Blade Crimper (Offset)



**Ideal offset crimper for tight-working quarters or working over-head.**

A unique blade design keeps handles offset and keeps hands off work obstacles such as floor joists and underlayments. The handle design also promotes correct gripping of tool resulting in less wrist fatigue. Long wearing steel components are nickel plated to resist elements.

### Hand Notcher (13/16 in.)



**Fast and easy cutting. Notcher makes a clean 30° "V" shaped cut in sheet metal.**

13/16 in. (20.6 mm) maximum throat depth. Upper cutting jaw is drop forged high impact alloy steel. Hook design of cutting jaw facilitates notching corners or take-off tabs to desired depth without slipping. Long-wearing, hardened stamped steel components.

### Hand Notcher (1 in.)



**The N2R Notcher punches a BIG 1 in. (25.4 mm) deep "V" notch in common 24 to 30 (0.71-0.41 mm) ga. galvanized sheet metal quickly and easily.**

Folding and fabricating metal ductwork is easier than ever with the full 1 inch clearance the N2R single operation notcher provides. Precision-ground steel upper jaw and hardened stamped steel components.

### Snap Lock Punch (1 in.)



**Join sheet metal, duct and pipe sections economically with the Snap Lock Punch.**

Punches raise a louvered shaped projection on metal edge for locking into rolled edge of sheet or piece to be joined. Metal pieces snap together and are fastened securely. Compound Handle Leverage for maximum ease of operation. Punch impression spaced 3/8 in. from edge of metal. Heavy forged cutting jaw.

## Specifications

Catalog Number	Description	Throat Depth in. (mm)	Variable Leverage Ratio (High / Low) throughout stroke	Jaws	Cutting Angle	Length in. (mm)	Net Wt. oz. (g)
SC3R	3-Blade Crimper	1-1/4 (31.8)	6.6 to 1.0 - 8.7 to 1.0	Carbon Steel	—	9 (229)	14 (397)
C5R	5-Blade Crimper	1-5/8 (41.3)	6.6 to 1.0 - 8.7 to 1.0	Carbon Steel	—	9-5/8 (244)	17 (482)
C6R	Offset Pipe Crimper	1-5/8 (41.3)	—	Carbon Steel	—	—	16 (454)
N1R	Hand Notcher	13/16 (20.6)	7.4 to 1.0 - 8.0 to 1.0	Alloy Steel Forging / Carbon Steel Shell	30°	8 (203)	16 (454)
N2R	One-Inch Hand Notcher	1 (25.4)	6.6 to 1.0 - 7.0 to 1.0	Investment Casting / Carbon Steel Shell	—	—	17 (482)
SL1R	Snap Lock Punch	3/8 (9.5)	10.8 to 1.0 - 11.7 to 1.0	Alloy Steel Forging / Carbon Steel Shell	—	8 (203)	16 (454)

Metal Capacities						
	Material	Aluminum	Copper	Stainless Steel 26 Gauge	Galvanized Steel 24 Gauge	Mild Steel 24 Gauge
Crimpers & Notchers	inches (mm)	.035 (0.89)	.023 (0.58)	.018 (0.46)	.028 (0.71)	.024 (0.61)
	Material	Aluminum	Copper	Stainless Steel 24 Gauge	Galvanized Steel 22 Gauge	Mild Steel 22 Gauge
SC3R	inches (mm)	—	—	.024 (0.61)	.034 (0.86)	.030 (0.76)

Replacement Spring	
5018	FITS ALL MODELS ON THIS PAGE

**SINGLE CRIMPER  
SEE PAGE 61**



# HVAC STARTER KIT



## STKMR / STKMRBP

### 16 Piece Starter Kit

Catalog No.	Description		
C5R	Redline Pipe Crimper 5 Blade	M14N	14 in. (362 mm) Alum. Pattern Snip
SL1R	Redline Snap Lock Punch	SH3	Setting Hammer
N1R	Redline Hand Notcher	DS2	Offset Duct Stretcher
S2R	Redline Hand Seamer	BT143G	Bit-Tips 100 pack FREE
12F	Folding Tool	HW8x1/2ZG	Zip-ins 100 pack FREE
18	Divider	TS1	TurboShear
M2001	Aviation Snip Left Cut	HC1	Hole Cutter
M2002	Aviation Snip Right Cut	A2	1/4 in. (6.4 mm) Scratch Awl

# HVAC DELUXE KIT



## DSKR / DSKRBP

### 29 Piece Deluxe Kit

Catalog No.	Description		
C5R	Redline Pipe Crimper 5 Blade	DB1	Dead Blow Hammer
SL1R	Redline Snap Lock Punch	DS2	Offset Duct Stretcher
N1R	Redline Hand Notcher	MSH14	Hex Chuck
S2R	Redline Hand Seamer	MSH516	Hex Chuck
12F	Folding Tool	L9M	Torpedo Level
18	Divider	HW8x1/2ZG	Zip-ins 100 pack FREE
M2001	Aviation Snip Left Cut	BT143G	Bit-Tips 100 pack FREE
M2002	Aviation Snip Right Cut	TS1	TurboShear
M2005	Bulldog Aviation Snip	HHD1S	1/4 in. (6.35 mm) Hex Driver Mag.
M14N	14 in. (362 mm) Alum. Pattern Snip	HHD2S	5/16 in. (7.9 mm) Hex Driver Mag.
A0	1/8 in. (6.35 mm) Scratch Awl	TY4G	Tie Tool - Standard Grip
SH3	Setting Hammer	HC1	Hole Cutter
T416M	1 in. x 16 ft. Magnetic Tape Measure	4MC24	Recip Blade 6L 24T
W29	Hex Key Set	RD6	6-in-1 Reversible Driver
		A2	1/4 in. (6.4 mm) Scratch Awl



**TB1**



**Tool Bag**

Rugged, heavyweight nylon tool bag organizes large and small tools with ample capacity and multiple interior and exterior pockets. Open pockets as well as velcro and zippered entries also accommodate other on-the-job necessities including cell phones and MP3 players! An easy grip, lock-tight web handle and generous padded shoulder strap make this stylishly engineered bag easy to tote and a welcome alternative to heavier steel tool boxes, less durable plastic trays and boxes, or catch-all bucket pouches.

TB1			
Rugged Nylon Tool Bag			
Catalog Number	Description	Nominal Dimensions (L x W x H) in. (cm)	Net Weight lbs. (kg)
TB1	Rugged Nylon Tool Bag	17 x 8 x 8 (43 x 20 x 20)	4.5 (2.04)

**Backpack**

Seamless, impact-resistant molded polymer base and padded side walls protect tools from drop damage and water damage. • Durable high-thread count 1690D ballistic nylon shell and heavy-duty zippers offer long service life. • 33 duo-colored pockets and pouches plus one wide-opening side and a stand-up backside make it easy to organize and find tools. • Padded and zippered exterior storage for cell phone and laptop/tablet plus two expanding bi-fold side pockets. • Comfortable, wide-padded shoulder straps and back pads help shoulder the load and save neck and back.



TBP33			
33 Pocket Backpack			
Catalog Number	Description	Nominal Dimensions (L x W x H) in. (cm)	Net Weight lbs. (kg)
TBP33	33 Pocket Backpack	15 x 7.5 x 20 (38 x 19 x 51)	6.05 (2.74)





**TURN YOUR DRILL OR IMPACT INTO A POWERED SHEAR!**





## Trade Pro's know anything less than the best just won't cut it.

“ These shears work much better than I ever imagined they would. The blades stay sharp very well, and it cuts very cleanly. Also it's very maneuverable. ”

“ Worked in drill or driver impact. Performed as advertised and fast cutting. Quality product. ”

**Long lasting blades make fast, smooth trim cuts and tight circular or rectangular cuts in metal ductwork, metal roofing and metal building panels.**

Make fast straight, curved, or square cuts in most common sheet metals. A sleek, lightweight aluminum cast shear head and molded drill clamp allow maximum portability and ease to go wherever the work is.



**Designed for  
18 ga. Sheet Metal**



More compact Telescoping Drill Clamp fits drills and impact drivers including lithium-ion models.

Pat. No. 9,649,702

**TSHD**



Catalog Number	Description	Net Wt. oz. (g)	Net Wt. lbs. (kg)
TSHD	TurboShear® Heavy-Duty	—	2.2 (1.00)
<b>Replacement Parts</b>			
TSDC	TurboShear® Drill Clamp	8 (227)	—
TSCG	TurboShear® Chuck Guard	.96 (27)	—
TSHDRB	TurboShear® Heavy Duty Replacement Blades	7.04 (200)	—
<b>Metal Capacities</b>			
Material	Spiral Duct 20 Gauge	Galvanized Steel 18 Gauge	Mild Steel 18 Gauge
inches (mm)	0.040 (1.02)	.052 (1.32)	.048 (1.22)





**TurboShear**

**Drill Requirements:**  
1/4 in. (6.35 mm) Chuck,  
Min. 14.4V - DC,  
Max 7A-AC

**THE Original**

The time-saving TurboShear® TS1 inserts directly into the chuck of a standard 1200 rpm A/C or cordless drill. It's that easy to convert your power drill to a power shear! Cuts straight and to the left and is capable of navigating tight curved patterns and squares in heavy 20-gauge (1.02 mm) galvanized steel.

**Designed for  
20 ga. Sheet Metal**

360° Rotating Collar will  
not fit on this model.



**TS1**

Catalog Number	Description	Net Wt. oz. (g)
TS1	TurboShear®, "Original"	26 (737)
<b>Replacement Parts / Drill Clamp (one-hand use)</b>		
TSDC	TurboShear® Drill Clamp (for one-hand use)	8 (227)
TS1RB	TurboShear®, "Original" Replacement Blades	5.92 (168)
<b>Metal Capacities</b>		
Material	Galvanized Steel 20 Gauge	Cold Rolled 20 Gauge
inches (mm)	.040 (1.02)	.036 (0.91)

**TurboShear MD**

**Drill Requirements:**  
1/4 in. (6.35 mm) Chuck,  
Min. 14.4V - DC,  
Max 7A-AC



**Attach to any drill or impact for easy,  
clean shearing on both edges of cut.  
Cut either direction, as scrap spirals  
out of tool path when cutting.**

The Double-Cut TurboShear® removes a narrow spiral scrap from the tool path to produce a clean, straight edge on both sides of the cut. Approach a cut from either end to produce a quality work-piece edge. Also navigate up to 90° outside profiles of metal roofing panels, or metal ductwork, and cut through seams!

**Designed for  
18 ga. Sheet Metal**




Pat. No. 9,649,702

**TSM D**

Catalog Number	Description	Net Wt. oz. (g)	Net Wt. lbs. (kg)
TSM D	Double-Cut TurboShear	—	2.6 (1.18)
<b>Replacement Parts</b>			
TSDC	TurboShear Drill Clamp	8 (227)	—
TSCG	TurboShear Chuck Guard	.96 (27)	—
TSM D RB	Double-Cut TurboShear Replacement Blades	5.6 (159)	—
<b>Metal Capacities</b>			
Material	Spiral Duct 20 Gauge	Galvanized Steel 18 Gauge	Mild Steel 18 Gauge
inches (mm)	.040 (1.02)	.052 (1.32)	.048 (1.22)



**Drill Requirements:**  
1/4 in. (6.35 mm) Chuck,  
Min. 14.4V - DC,  
Max 7A-AC



**Cut corrugated mild steel with ease.**  
**Attach to any drill or impact to navigate**  
**cross cuts in metal roofing panels.**

This versatile and portable TurboShear® fits a drill you already own to make easy cross cuts, fast lengthwise cuts, even circular and square outlet cuts in large or small pattern corrugated metal roofing and most trapezoidal (box) pattern metal roofing panels.

**Designed for 30 to 24 ga.**  
**Corrugated Sheet Metal**



Pat. No. 9,649,702

**TSCM**

Catalog Number	Description	Net Wt. oz. (g)	Net Wt. lbs. (kg)
TSCM	Corrugated Metal TurboShear	—	2.2 (1.00)
<b>Replacement Parts</b>			
TSDC	TurboShear® Drill Clamp	8 (227)	—
TSCG	TurboShear® Chuck Guard	.96 (27)	—
TSCMRB	Corrugated Metal TurboShear® Replacement Blades	6.4 (181)	—
<b>Metal Capacities</b>			
Material	Mild Steel - 30 - 24 Gauge		
inches (mm)	.012 - .024 (0.31 - 0.61)		



**Drill Requirements:**  
1/4 in. (6.35 mm) Chuck,  
Min. 14.4V - DC,  
Max 7A-AC



**Attach to any drill or impact to make fast**  
**rough-hewn straight, angled or**  
**scalloped cuts in natural roofing slate.**

Make fast straight, angled, or curved cuts in 4 to 8 mm natural roofing slate. Cutting slate with finished side up produces a hand-cut appearance. A padded skid plate prevents scratches to the exposed slate finish. Cut thousands of linear feet of natural roofing slate quickly and easily all season long!

**Designed for 4 to 8 mm**  
**Natural Roofing Slate**



Pat. No. 9,649,702

**TSNS1**

Catalog Number	Description	Net Wt. oz. (g)	Net Wt. lbs. (kg)
TSNS1	TurboShear®, Natural Roofing Slate	—	2.5 (1.13)
<b>Replacement Parts</b>			
TSDC	TurboShear® Drill Clamp	8 (227)	—
TSCG	TurboShear® Chuck Guard	.96 (27)	—
TSNS1RB EV	TurboShear® Replacement Blades & Skid Plate for TSNS1	9.28 (263)	—
<b>Natural Roofing Slate Capacity</b>			
<b>4-8 mm Natural Roofing Slate</b>			



**Drill Requirements:**  
1/4 in. (6.35 mm) Chuck,  
Min. 14.4V - DC,  
Max 7A-AC



**Works with a drill or impact to navigate all popular vinyl siding styles and power your way through thick lock seams and profiles.**

Vinyl Cutting TurboShears® provide easy scissor action for making straight cuts, circles, and squares in vinyl siding. A knife-like beveled blade edge quickly penetrates siding to start cut. Non-slip blades and 3/8 in. (9.53 mm) jaw opening tackles lock-seams with ease. Wide jaws combined with a 3/4 in. (19.05 mm) length of cut makes easy work of cutting through siding profiles.

**Designed for cutting carpet, flashing, trim, rubber, and other vinyl type material.**

Pat. No. 9,649,702

## TSV1

Catalog Number	Description	Net Wt. oz. (g)	Net Wt. lbs. (kg)
TSV1	TurboShear®, Vinyl Cutting	—	2.16 (0.98)
<b>Replacement Parts</b>			
TSDC	TurboShear® Drill Clamp	8 (227)	—
TSCG	TurboShear® Chuck Guard	.96 (27)	—
TSV1RB	TurboShear®, Vinyl Cutting Replacement Blades	11.23 (318)	—

### Designed for these Materials:

Carpet, Flashing, Trim, Rubber, and other vinyl type material.



**Drill Requirements:**  
1/4 in. (6.35 mm) Chuck,  
Min. 14.4V - DC,  
Max 7A-AC



**Works with a drill or impact to make fast, clean, trim cuts in asphalt shingles along a roof valley, or tight left square cuts and circles to fit around utility outlets.**

Make fast, smooth, trim cuts in multiple layers of asphalt shingles, up to 1/2 in. (12.7 mm) thick. Easily shear along a roof valley, or make tight left square cuts and circles to fit around utility outlets. An extra-wide jaw opening with beveled lead-in tip on the upper blade handles multiple shingle layers. And a wide, flat lower blade offers exceptional operator control. Heat-treated carbon steel blades with solid carbide inserts hold their edge longer in any life-rated shingle or shingle thickness.

**Designed for Asphalt Shingles up to 1/2 in.**

Pat. No. 9,649,702

## TSS1



Catalog Number	Description	Net Wt. oz. (g)	Net Wt. lbs. (kg)
TSS1	TurboShear®, Asphalt Shingles	—	2.3 (1.04)
<b>Replacement Parts</b>			
TSDC	TurboShear® Drill Clamp	8 (227)	—
TSCG	TurboShear® Chuck Guard	.96 (27)	—
TSS1RB EV	TurboShear® Asphalt Shingle Replacement Blades	7.04 (200)	—





Drill Requirements:  
1/4 in. (6.35 mm) Chuck,  
Min. 14.4V - DC,  
Max 7A-AC



**WARNING:** Fiber cement contains crystalline silica.  
Respirable silica contained in cutting dust is known to cause cancer.



**Works with a drill or impact to cut 5/16 in. (8 mm) fiber cement siding plank with minimal dust!**

A wide skid-plate on the head design stabilizes cutting action for extra-smooth results in 5/16 in. (8 mm) fiber cement siding plank. This versatile shear also navigates curved-pattern cuts for window and door arches. One blade and skid plate set will last an average of 30 residential siding projects. You can even rotate the tool's skid plate to maximize cutting life.

**Designed for 5/16 in. Fiber Cement Siding**

Pat. No. 9,649,702

**TSF1**



Catalog Number	Description	Net Wt. oz. (g)	Net Wt. lbs. (kg)
TSF1	TurboShear®, Fiber Cement	—	2.5 (1.13)

**Replacement Parts**

TSDC	TurboShear® Drill Clamp	8 (227)	—
TSCG	TurboShear® Chuck Guard	.96 (27)	—
TSF1RBN	TurboShear® Replacement Blades for TSF1 (shown)	9.28 (263)	—

**Fiber Cement Siding Capacity**

**5/16 in. (8 mm) Fiber Cement Siding**



Drill Requirements:  
1/4 in. (6.35 mm) Chuck,  
Min. 14.4V - DC,  
Max 7A-AC



**WARNING:** Fiber cement contains crystalline silica.  
Respirable silica contained in cutting dust is known to cause cancer.



**Works with a drill or impact to make fast, straight cuts and quick corners in 1/2 in. (13 mm) fiber cement backer board with minimal dust!**

Designed to replace messy, imprecise, scoring and snapping methods of trimming backer board. A wide skid-plate on the head design stabilizes cutting action for extra smooth results. This versatile shear navigates curved-pattern cuts for window and door arches and will also cut 5/16-in. (8 mm) fiber cement siding plank. You can even rotate the tool's skid plate to maximize cutting life.

**Designed for 1/2 in. Fiber Cement Backerboard**

Pat. No. 9,649,702

**TSF2**



Catalog Number	Description	Net Wt. oz. (g)	Net Wt. lbs. (kg)
TSF2	TurboShear®, Fiber Cement Backerboard	—	2.5 (1.13)

**Replacement Parts**

TSDC	TurboShear® Drill Clamp	8 (227)	—
TSCG	TurboShear® Chuck Guard	.96 (27)	—
TSF2RBN	TurboShear® Replacement Blades for TSF2	9.28 (263)	—

**Fiber Cement Siding Capacity**

**1/2 in. (13 mm) Fiber Cement Backer board Siding**

# MINI-BRAKE™

## Compact & Portable



**MB48A**



Make big or small fabrications on the job with this lightweight and portable tool! The versatile Mini-Brake™ produces bends up to 135 degrees in sheet metals, including aluminum, copper and 22-gauge galvanized steel. The brake's compact size can accommodate sheet metal stock up to 4-feet wide, in any length, because there is no fixed throat depth to contend with.



**Suitable for use  
anywhere on  
the job site!**


Use the Mini-Brake™ anywhere on the job site, even on a truck tailgate, for a variety of fabricating tasks from large HVAC transitions to narrow roof flashing to structures as small as a 4-inch square. Strengthening ribs on the brake's anvil and apron assure consistent bends. A safety conscious, cam-over style clamping mechanism, similar to much larger shop-floor brakes, keeps the anvil secure in any position. Extra wide feet offer stability even when operating on a truck tailgate. *Optional legs are available separately.*



A 5/16 in. (7.9 mm) plate steel apron & adjustable strengthening ribs on anvil assure uniform bends across width of material.



Accommodates sheet metal up to 48 in. (1.2 m) wide in any length. There is no fixed throat depth to contend with.



Versatile bending range accommodates compact fabrications as small as a 4-in. (101.6 mm) square.



The Mini-Brake™ also bends metal roofing components and roof flashing including copper and aluminum.



Dual-direction, cam-over style clamps prevents anvil from free falling or creating a pinching hazard.

### MB48A

#### Portable Mini-Brake

Catalog Number	Description	Minimum Hem Bending Depth in. (mm)	Width ft. (M)	Net Wt. lbs. (kg)	Height in. (cm)
MB48A	Mini-Brake™ Portable	1/2 (12.7)	4 (1.22)	72 (32.66)	—
MBL	Mini-Brake™ Leg Kit	—	—	18 (8.17)	36 (91.44)

#### Metal Capacities

Material	Aluminum 18 Ga.	Soft Copper 18 Ga.	Zinc 18 Ga.	55% Al-Zn Mild Steel 22 Ga.	Stainless Steel 24 Ga.	Galvanized Steel 22 Ga.	Mild Steel 22 Ga.
inches (mm)	.040 (1.02)	.040 (1.02)	.040 (1.02)	.030 (0.76)	.024 (0.61)	.034 (0.86)	.030 (0.76)



**MBL**

*Optional Leg Kit  
(Sold separately).*

# Pan Style MINI-BRAKE™

*Perfect for Drip Pans, Register Boxes,  
and complex corners for Facia!*



The MB48B "Pan Style" Mini-Brake™ is designed to fabricate drip pans and register boxes, as well as complex corners for flashing and fascia, on the job. At just under 100 pounds (45 kg), it is carried comfortably by two people, or quickly separated into anvil and table

components for one-person transport. The MB48B operates on a workbench, tailgate, or optional legs to produce 135° bends in 22-gauge (0.86 mm) galvanized steel at a maximum 48 inch (1.2 m) width. A 5/16-inch (7.9 mm) plate-steel table apron and anvil frame, with adjustable set-back and strengthening ribs, ensures a uniform bend. Cam-over-center clamps keep the anvil secure in any position for safe operation.




**MB48B**



## Finger Plate Widths:

(5) 2 in., 50.8 mm • (6) 3 in., 76.2 mm • (5) 4 in., 101.6 mm



**Choose a combination of fingers that will span the bending width as closely as possible.**

Adding space between fingers when arranging combinations to accommodate fractional or uneven numbered pan or box side-width dimensions will still produce an accurate bend. The anvil's clearance allows for a range of pan or box side-height dimensions from 1/2 inch (12.7 mm) to a maximum of 3 inches (76.2 mm).

### MB48B

#### Pan Style Mini-Brake

Catalog Number	Description	Bend Angle	Max Bend Width	Min. Bend Width	Max Pan Height	Min. Pan Height	Min. Flange Net Wt.
MB48B	Pan Style Mini-Brake™	0 - 135°	48 in. (1.2 m)	2 in. (50.8 mm)	3 in. (76.2 mm)	.5 in. (12.7 mm)	99 lbs. (44.9 kg)
MBL	Mini-Brake™ Leg Kit	—	—	—	—	—	—

#### Metal Capacities

Material	Aluminum 18 Ga.	Soft Copper 18 Ga.	Zinc 18 Ga.	55% Al-Zn Mild Steel 22 Ga.	Galvanized Steel 22 Ga.
inches (mm)	.040 (1.02)	.040 (1.02)	.040 (1.02)	.030 (0.76)	.034 (0.86)


#### Replacement Parts

		Net Weight lbs. (kg)	Height in. (cm)
MB48B2	Replacement Finger Plate for MB48B 2-in. (50.8 mm)	—	—
MB48B3	Replacement Finger Plate for MB48B 3-in. (76.2 mm)	—	—
MB48B4	Replacement Finger Plate for MB48B 4-in. (101.6 mm)	—	—
MBL	Mini-Brake™ Leg Kit	18 lbs. (8.17)	36 in. (91.44)



**MBL**


Optional Leg Kit  
(Sold separately).



**3/8 in. (9.5 mm) and 1 in. (25.4 mm)  
folding depths up to a 30 gauge capacity.**

**Premium  
Sheet Metal  
Folding Tools**

Malco's 12F, 18F, and 24F Sheet Metal Folding Tools offer a premium choice for bending and forming metal. Each model is made with superior design and includes handy sight holes to ensure proper depth alignment. Whether you are an HVACR or roofing pro, Malco offers you the right tool to get the job done. Each sheet metal folding tool model can be used for various applications.




**12F** 12 in. (30.5 mm) Length

*The 12F is ideal for HVAC applications such as 3/8 in. (9.5 mm) folds for drive cleats and big 1 in. (25.4 mm) deep folds for joist panning, plenums, register boots, trunk line end caps and more.*



**18F** 18 in. (45.7 mm) Length

*Longer 18F - 18 in. (45.7 cm) tool assures a uniform fold.*



**24F** 24 in. (60.1 mm) Length

*Extra long 24F - 24 in. (60.1 cm) tool may also be used as a mini brake by siding applicators.*

**Specifications**

**Folding Tools**

Catalog Number	Description	Folding Depths in. (mm)	Length in. (cm)	Net Wt. oz. (g)
12F	12 in. Folding Tool	3/8 (9.5), 1 (25.4)	12 (30.5)	20 (425)
18F	18 in. Folding Tool	3/8 (9.5), 1 (25.4)	18 (45.7)	31 (879)
24F	24 in. Folding Tool	3/8 (9.5), 1 (25.4)	24 (60.1)	42 (1191)

**Metal Capacities**

Material	Mild Steel 24 Gauge
inches (mm)	.024 (0.61)

**Did you know?**

*Malco folding tools are formed from two steel halves, permanently joined together, and handy sight holes assure proper depth alignment.*



## Duct Stretchers for One-Hand drive cleat installation

Malco's Duct Stretcher to hold duct in place with one hand while slipping drive cleat in place with the other hand. The low profile, straight body is designed to go anywhere, even in the tightest quarters. Additional spacing holes allow wheels to be adjusted to span greater distances. Rugged anodized aluminum body features large vinyl cushion grip and a handy hang-up hole.

"Straight"  
DS1

"Offset"  
DS2



"Locking"  
DS3

### Specifications

#### Duct Stretchers

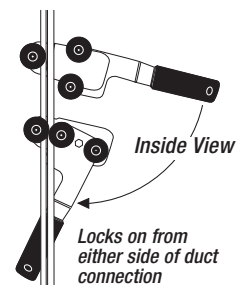
Catalog Number	Description	Length in. (mm)	Net Wt. oz. (g)
DS1	Duct Stretcher	16 (406)	12 (340)
DS2	Offset Duct Stretcher	16 (406)	12 (340)
DS3	Locking Duct Stretcher	12 (305)	30 (851)

#### Replacement Parts

DS1C	Replacement wheels, nuts and screws (2 each)
------	--

**Model DS3 locking duct stretcher pulls duct sections together and holds them in place while freeing both hands to align and install drive cleats.**

Greater wheel clearance makes capturing the ends of duct sections, even misshapen flanges, easier than ever. The versatile shape of the DS3 frame also lets you hook and pull duct from above as the drive cleat is coaxed along the remainder of flanged track. The durable all steel frame extends beyond wheel edges, making it safe to push, hammer and bend drive cleats as necessary to complete installation. An offset handle design eliminates knuckle contact with work.



## REDLINE

### 1/8 - 3/16 in. Hole Punch

*The HP18KR Hole Punch does the work of more expensive, bulkier punches faster and easier!*

The Malco HP18KR is designed to make holes along the edge of sheet metal and vinyl plastic, including rivet or screw fastener holes in metal ductwork and vinyl window extrusions. The tool is supplied with a 1/8 in. (3.2 mm) punch and die, pre-installed on the tool, as well as a 3/16 in. (4.8 mm) punch and die assembly. A stop gauge permits tool throat depth adjustments from 1/4 to 1-1/8 inches (6.4 to 28.6 mm) for easy hole placement. The tool body consists of a lightweight, die cast aluminum "C" frame head and hardened steel handles and parts stampings with a rust-resistant, nickel plating to ensure long service life.

- *Lightweight and maneuverable.*
- *Easily make holes in sheet metal & vinyl plastic.*
- *Replaceable punch & die installs on the job.*
- *Adjustable throat depth for easy hole placement.*



**HP18KR**

Up to  
**22 ga.**  
Capacity

The tool is supplied with a 1/8 inch (3.2 mm) punch and die, pre-installed on the tool, as well as a 3/16 in. (4.8 mm) punch and die assembly. Punch and die assemblies are also available separately, including 3.6 mm

### HP18KR

#### Hole Punch

Catalog Number	Description	Punch in. (mm)	Variable Leverage Ratio (High / Low) throughout stroke	Punch / Frame	Length in. (mm)	Net Wt. oz. (g)
HP18KR	Hole Punch	1/8 (3.2) & 3/16 (4.8)	6.7 to 1.0 - 8.4 to 1.0	Tool Steel / Alloy Steel	9 (229)	16 (454)

#### Replacement Punches and Dies

		Metal Capacities	
HPD18	1/8 in. Replacement Punch & Die Kit for HP18KR	Material	Galvanized Steel 24 Gauge Mild Steel 22 Gauge
HPD316	3/16 in. Replacement Punch & Die Kit for HP18KR	inches (mm)	.028 (0.71) up to 2 layers .024 (0.61) up to 2 layers

#### Replacement Part

5018	Handle Spring: Fits All Redline Handled Tool
------	--



**HPD316**

*Easily interchange 1/8 in. (3.2 mm) and 3/16 in. (4.8 mm) punches and dies supplied with tool, right on the job-site!*

## Duct Holders for Duct and Pipe

Like an extra pair of hands, this job-site duct holder supports sheet metal ductwork in place with clamps and a chain during installation until permanently secured. Temporarily suspending duct or venting from any joist is fast and easy. Double-ended keyhole also allows easy chain adjustment and locking in a horizontal clamping position, required for engineered joists, without the need to tie the chain around the clamp. Formed teeth hold the clamp securely in place on joist.



**2DH**

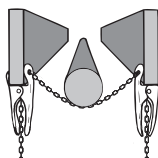
### 2DH

#### Duct Holder


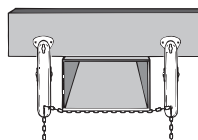
Catalog Number	Description	Load Capacity lbs. (kg)	Chain Length ft. (m)
2DH	Duct Holder	20 lbs (9 kg) Maximum Work Load	4 (1.22)



**CAUTION: 20 lbs (9 kg) Maximum Work Load**  
For use on residential lumber and / or engineered I-beam construction only.



*Holders also open wide and clamp securely for use on engineered wood joists.*



*Holds duct in place, either between or under joists until properly secured.*

## ◀ Most Popular!

The most popular choice of sheet metal professionals worldwide, the Malco SH3 setting hammer's leather grip permanently conforms to the user's hand for ultimate comfort and ease of use.

**SH3**  
Setting Hammer



Malco's Sheet Metal Hammers are individually hardened and tempered for strength and resiliency. The full-polished heads with beveled face and pein are corrosion resistant, making these tools last longer and work better. The one-piece forged, I-beam construction, make this a durable setting hammer for anyone to use on the job. Available in 12 oz., and 18 oz.

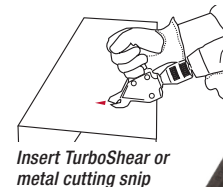
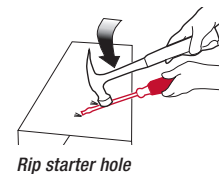
### Specifications

#### Riveting and Setting Hammers

Catalog Number	Description	Head Weight oz. (g)	Head Length in. (mm)	Face Size in. (mm)	O/A Length in. (mm)	Net Weight oz. (g)
SH3	Setting Hammer Leather Grippd	18 (510)	5-1/2 (140)	7/8 (22.2)	11-3/4 (298)	18 (510)
SH3V	Setting Hammer Vinyl Grippd	18 (510)	5-1/2 (140)	7/8 (22.2)	11-3/4 (298)	18 (510)
RH4	Riveting Hammer Leather Grippd	12 (340)	4-7/8 (124)	3/4 (19.1)	11 (279)	12 (340)
RH4V	Riveting Hammer Vinyl Grippd	12 (340)	4-7/8 (124)	3/4 (19.1)	11 (279)	12 (340)
DB1	Dead Blow Hammer	17 (482)	3-1/2 (89)	1-1/4 (32)	11 (279)	16 (454)

#### Duct Ripper

Catalog Number	Description	Nominal Length in. (mm)	Net Weight oz. (g)
CDR	Duct Ripper	9-1/2 (241)	5 (147)



Perfect companion tool to our TS1 metal cutting TurboShear! (See Page 24)

## Pocket Sized Sheet Metal Scribe



Scribe common place trim lines on galvanized sheet metal quickly and accurately. Ten pre-set scribing depths from 1/8 in. to 1 in. (3 to 25 mm). Each scribing depth size features a dual edged point to create clean, readable and accurate score lines parallel to the edge of the metal sheet. Corrosion resistant finish and etched-in dimensions are readable for life of tool.

## Adjustable Sheet Metal Scribe



Measure, mark, and scribe trim lines on sheet metal in one easy operation. Set desired trim depth on the 1/8 in. (3.2 mm) graduated scriber extension and tighten knob. The stop at the end of the scriber sleeve glides along edge of work as a 6 x 3/8 in. sheet metal screw point scribes a clean, hard line. Adjustable from 1/4 to 12-1/2 in. (6.4 to 318 mm) depths.

## Expandable Trammel Points



Two sizes handle a variety of layout applications. The TR42 expands to a big 42 in. (107 cm) radius (84 in. diameter). The compact TR18 expands to 18 in. (46 cm) and stores in most tool boxes. All steel construction. Points are resharpenable and also replaceable. Telescoping arms are nickel plated to resist corrosion. Handle features a comfortable vinyl grip.

## Carbide Tipped Scribe



Solid carbide tip for scribing fine lines on hardened steel as well as glass, ceramics, plastics or sheet metal. Retractable tip is easily replaceable. Tool has handy pocket clip. Carbide tip ensures long service.

## Fast Adjusting Dividers

Accurate and fast adjusting. Two sizes for circles up to 32 in. (81 cm) and 42 in. (107 cm). Points are easily resharpened or replaced. Nickel plated steel body.



## Scratch Awls





Use to scribe lines on metal, plastic, and a variety of other materials. Pierce holes in wood, plastic, leather - even light gauge metal. Blades are high carbon, alloy tool steel fully polished to resist rust. Blade tapers to a fine point and may be resharpened many times. Easy-to-spot red handles are shock and shatter resistant.

## Specifications

Scribes								
Catalog Number	Description	Radius Min. in. (mm)	Radius Max. in. (mm)	O/A Storage Length in. (cm)	Min. / Max. Adjustments in. (mm)	Length in. (cm)	Net Wt. oz. (g)	Replacement Parts
A40	Scribing Depths in. (mm) 1/8, 3/16, 1/4, 5/16, 3/8, 1/2, 5/8, 3/4, 7/8, 1 (3.2, 4.8, 6.4, 9.5, 12.7, 15.9, 19.1, 22.2, 25.4)	—	—	—	—	—	—	—
A50	Carbide Tip w/ retractable point	—	—	—	—	—	10 (284)	A50R
A60	Adjustable Sheet Metal Scriber	—	—	—	1/4 to 12-1/2 (6.4 to 318)	—	10 (284)	12027
#18	Divider Max. diameter circle 32 (81 cm)	—	—	—	—	11 (28)	7 (199)	RP2 / 10018 / DIVRK
#24	Divider Max. diameter circle 42 (107 cm)	—	—	—	—	13-1/2 (34)	9 (255)	RP2 / 10018 / DIVRK
Trammel Points								
TR18	Trammel Point 18 in.	7 (18)	18 (46)	12 (31)	—	—	4 (113)	TRP
TR42	Trammel Point 42 in.	12 (30)	42 (107)	24 (61)	—	—	7 (199)	TRP
Scratch Awls								
Catalog Number	Description	Nominal Bladed Diameter in. (mm)	Blade Length in. (mm)	Overall Length in. (mm)				
A0	Regular Grip Handle Scratch Awl	1/8 (3.2)	3.11 (76)	6-1/4 (159)				
A20	Regular Grip Handle Scratch Awl	1/4 (6.4)	4 (102)	8 (203)				
A3	Large Grip Handle Scratch Awl	5/16 (7.9)	3.5 (89)	5.75 (146)				
A2	Large Grip Handle Scratch Awl	1/4 (6.4)	4 (102)	6-1/4 (159)				


# Dampers

## Hardware and Components

**D8HT100****D7HT100****D6HT100****D6100****D4AST**

Malco 28 Gauge Dampers feature 1/4 in. (6.4 mm) bearings allowing bearing holes to be made in round duct with the use of a scratch awl. Squeeze pipe so that it is oval shaped. Insert damper into pre-punched bearing hole(s). Pipe will spring back to round when released. Secure with wing nut(s) provided. Available with or without handles.

### Damper Regulator Hardware

**DR69**

**Single Bearing / Spring Loaded:**  
1-spring bearing / 1-inside washer / 1-handle / 1-wing nut

**DR70**

**Double Bearing :**  
2-spring bearing / 1-inside washer / 1-handle / 1-wing nut

**DR71**

**Double Bearing :**  
1-spring bearing / 1-fixed tip / 1-inside washer / 1-handle / 1-wing nut

### Bulk Components

**WN100**  
(100 pack) Wingnuts**H1100**  
(100 pack) Damper Handles

### Single Crimper



**Fast, easy to use and lightweight.**  
**Handy lock makes tool pocket sized.**  
Rust-resistant, zinc plated steel construction with vinyl cushioned grips.

## Did you know?

Popular Redline Crimpers can be found on page 45.



## Specifications

### Dampers / Hardware & Components

Catalog Number	UNASSEMBLED	Pipe Diameter in. (mm)	Bearing	Catalog Number	PREASSEMBLED	Pipe Diameter in. (mm)	Bearing
Standard Dampers, including Wingnuts 28 Gauge (0.48 mm) 100 packs				Standard Dampers, including Wingnuts 28 Gauge (0.48 mm) 100 packs			
D5100 (no handle)		5 (127)	single	D4AST (includes handle)		4 (102)	single
D6100 (no handle)		6 (152)	single	D5AST (includes handle)		5 (127)	single
D6HT100 (no handle)		6 (152)	double	D6AST (includes handle)		6 (152)	single
D7HT100 (no handle)		7 (178)	double	D7AST (includes handle)		7 (178)	single
D8HT100 (no handle)		8 (203)	double	D8AST (includes handle)		8 (203)	single
				D6HTAST (includes handle)		6 (152)	double
				D7HTAST (includes handle)		7 (178)	double
				D8HTAST (includes handle)		8 (203)	double

### Crimper 1-Blade

Catalog Number	Description	Throat Depth in. (mm)	Jaws	Length in. (mm)	Net Wt. oz. (g)
SC1	1-Blade Crimper	1-1/4 (31.8)	Carbon Steel	8 (203)	8 (227)

### Capacities

Material	Aluminum	Copper	Stainless Steel 26 Ga.	Galvanized Steel 24 Ga.	Mild Steel 24 Ga.
inches (mm)	.035 (0.89)	.023 (0.58)	.018 (0.46)	.028 (0.71)	.024 (0.61)



**CAUTION:** Malco Dampers are designed for forced air systems, they are not capable of being used in wood, coal, or other similar systems.



## PEX Foam Board Stapler

**For in-floor radiant heating installation.  
Magazine Fed Staples with Non-Jamming Design!**

Malco's FBSN Pex Foam Board Stapler is the ideal solution for installing in-floor radiant heating. A light-weight one-piece polymer magazine stands up to any rugged job-site environment. A leaf spring controlled stop automatically adjusts to setup the staples and guide it through the fastening mechanism without risk of jamming or deforming staples. Magazine loading-strips of 25 staples are joined together with a discreet plastic weld that allows staples to separate cleanly as they are engaged by the fastening mechanism.

**Exclusive Dual-Barbed foam board staples increase bite and holding power!**

**FBSN1:** 1-1/2 in. (38.1 mm) staples for 1 in. (25.4 mm) foam board, for 3/8 in. (9.5 mm), 1/2 in. (12.7 mm) PEX.


**FBSN2:** 2-1/2 in. (63.5 mm) staples for 2 in. (50.8 mm) foam board, for 3/8 in. (9.5 mm), 1/2 in. (12.7 mm), 5/8 in. (15.9 mm) PEX.

## Did you Know?

Your Foamboard Stapler can be converted for use on PEX to Wood!



**PWSK1**  
Wooden sub-floor kit includes weight cylinder and easy instructions.



### FBSN

#### PEX Foamboard Stapler

Catalog Number	Description	Stapler Size in. (mm)	Staple Size in. (mm)
FBSN	PEX to Foam board Stapler	37 x 11-1/4 x 2-1/2 in. (940 x 286 x 64)	

#### PEX Staples

FBSN1	1-1/2 in. (38.1 mm) staple for 1 in. (25.4 mm) foam board (200 qty.)	—	1-1/2 (38.1)
FBSN2	2-1/2 in. (63.5 mm) staple for 2 in. (50.8 mm) foam board (200 qty.)	—	2-1/2 (63.5)
FBS1BX	1-1/2 in. (38.1 mm) box of staples for 1 in. (25.4 mm) foam board (300 qty.)	—	1-1/2 (38.1)
FBS2BX	2-1/2 in. (63.5 mm) box of staples for 2 in. (50.8 mm) foam board (300 qty.)	—	2-1/2 (63.5)

#### PEX to Wood Conversion Weight Kit

Catalog Number	Description
PWSK1	Conversion Kit for Original FBS/FBSN Stapler

#### Replacement Parts

FBSNS	FBSN / PWS1 wire-form stand *
FBSNW	Magazine Slide Weight **

\* Will work with black magazine slide only.

\*\* Will work with any model, including original FBS



## PEX to Wood Stapler

**For sub-floor radiant heating installation.  
Includes Magazine Slide Weight and Retractable Stand!**

The Malco PWS1 Pex Stapler for Wood and Foam Board is the perfect tool for installing in-floor radiant heating. This easy-loading and portable manual stapler includes a magazine feed and operates from a standing position to quickly secure a layout of PEX pipe to a wooden sub-floor or foam board base.

### PEX to Wood Staples

PEX to Wood staples feature two .083 x 3/4-in. ring-shank stainless steel nails for superior pull strength in a wooden sub-floor.

**PWS2:** 1-1/16 in. (27 mm) staples to secure 3/8 in. or 1/2 in. (9.5 or 12.7 mm) PEX layouts to a 3/4 in. (19.1 mm) wooden sub-floor.

### PWS1

#### PEX to Wood Stapler

Catalog Number	Description	Stapler Size in. (mm)	Staple Size in. (mm)
PWS1	PEX to Wood Stapler	37 x 11-1/4 x 2-1/2 in. (940 x 286 x 64)	

#### PEX to Wood Staples

PWS2	PEX to Wood Staples (for use in plywood only)	—	1-1/16 (27)
------	---	---	-------------

#### Replacement Parts

FBSNW	Magazine Slide Weight
FBSNS	FBSN / PWS1 wire-form stand - Will work with black magazine slide only.
FBSNW	Magazine Slide Weight - Will work with any model, including original FBS



## Did you Know?

**The PWS1 Pex to Wood Stapler can use Foamboard Staples too!**

# SmartTool™

with SmartClip™ Fasteners

For Fast, uniform layout of PEX to a wire-grid!

The SmartTool™ stapler is used to install SmartClip™ staples that secure an in-floor radiant heating layout of PEX tubing to a wire grid with foam board base. The ergonomic 38-1/2 inch (98 cm) tall SmartTool™ weighs only 6.1 lbs (2.8 kg) and saves time by operating from a standing position to attach SmartClips™ to a 10-ga (3.5 mm) wire grid. The installed SmartClips™ accommodate popular 1/2 inch PEX tubing, which the user also installs from a standing position by pressing into place with one foot while distributing the PEX along the clip layout. The SmartClip™ keeps the inserted PEX elevated over the wire grid to provide thorough concrete encasement and coverage.

40  
Clip  
Capacity



SM1  
SmartTool



Easy top-loading.



Stand Comfortably



Secure wire connection



Protective plastic-to-plastic  
PEX connections.



Uniform layout ensures even  
radiant heating surface.



SM2  
SmartClip

## Specifications

SmartTool™								
Catalog Number	Description	Tool Length in. (cm)	Handle Width in. (cm)	Wire Capacity Ga. (mm)	SmartTool Clip Maximum	PEX Capacity in. (mm)	Tool Net Weight lbs. (kg)	Quantity
SM1	SmartTool™	38.5 (98)	21 (53)	—	2 Strips of 20 Clips	—	6.1 (2.78)	1
SmartClip™								
SM2	SmartClip™	—	—	10 (3.5)	—	.5 (12.7)	—	1280

## UC1

Accommodates all types  
of PEX tubing: 1000 ft.  
(305 m) of 3/8 to 1/2 in.  
(9.5 to 12.7 mm) 500 ft.  
(152 m) of 5/8 to 1 in.  
(15.9 to 25.4 mm)

**1000 ft.  
Capacity!**  
for 1/2 in.  
PEX Tubing



# PEX Uncoiler

**Organize and dispense PEX Tubing easily  
and efficiently for a more uniform layout**

*Compact Carrying Case*

Organize and dispense PEX tubing easily and efficiently with Malco's PEX Tubing Uncoiler. A heavy-duty turntable supports a full coil of PEX (polyethylene cross-linked tubing). An eyelet loop opens for easy feeding or removal of tubing from the uncoiler unit. The rotating eyelet arm allows tubing to be pulled off in any direction. A Factory-adjusted tension prevents backlash and spreading of tubing coil off the turntable. The PEX Tubing Uncoiler is easy to setup, with no tools required to assemble, and takes up very little space in a truck or van. The entire unit stores in a steel-reinforced plastic case measuring 40 x 17 x 5 in. (102 x 43 x 13 cm). Carrying weight is only 50 lbs. (22.7 kg).

### EASY STEP BY STEP ASSEMBLY



## UC1

### PEX Uncoiler

Catalog Number	Description	Net Wt. lbs. (kg)
UC1	Pex Tubing Uncoiler in Case	50 (22.7)



**REDLINE**

**PEX-to-Wire Tool**

*The lowest cost per connection for laying out a PEX in-floor radiant heating system on a wire grid.*

- Safe to use on all PEX to wire applications and all brands of PEX tubing from 3/8 in. (9 mm) to 5/8 in. (15.9 mm) diameters.
- Easy-loading magazine with 25 clip capacity won't slow you down.
- Trouble-free tool operation and secure clip connection.
- 12-gauge (2.5 mm) clips will not jam, break, or damage PEX.
- Clip connection allows some PEX movement to avoid abrasion.

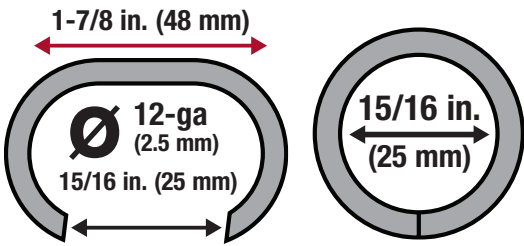


**EASY STEP BY STEP LOADING**



**PC1 EV**  
25 PEX to Wire Clips

PT1					
Pex-to-Wire Tool					
Catalog Number	Description	Clip Usage	Length in. (mm)	Net Wt. oz. (g)	
PT1	PEX to Wire Tool	PC1	10-3/8 (264)	28 (794)	
Pex-to-Wire Clips					
Catalog Number	Crown in. (mm)	Opening in. (mm)	Inside Diameter in. (mm)	Thickness Ga. (mm)	Package Qty.
PC1 EV	1-7/8 (48)	15/16 (25)	15/16 (25)	12 (2.5)	500



## Hard or Soft Copper



### Rugged Aluminum Alloy Body

For hard or soft copper tubing. Makes clean, right-angle cuts with no burrs or chips to clog tubing. Features ball bearing feed, flare cut-off groove, retractable reamer and spare cutting wheel. Rugged aluminum alloy body is designed for handling ease.

Conforms to Federal Specification GGG-C771d 1-31-64. Type II, Class 1, Style B.

Conforms to Federal Specification GGG-C771d 1-31-64. Type II, Class 2, Amendment II.

## Tight Spaces



1-1/4 in. Clearance

TC127

### 1-1/4 in. Clearance for tight spaces

A handy tube cutter for cramped spaces so often encountered on installations or repairs. Only 1-11/16 x 1-15/16 x 7/8 in. (42.9 x 49.2 x 22.2 mm). Weighs only 2-1/2 oz. (71 g) A mere 1-1/4 in. (31.8 mm) clearance is all that is needed to operate the "Imp".

## Double Rollers



TC174

### Tubing pivots on double rollers.

Compact cutter requires only 1-15/16 in. clearance, yet accommodates tubing from 1/8 to 1-1/8 in. (9.5 to 28.6 mm) O.D. (1/4 to 1 in. Nominal). Cuts copper, aluminum or brass, thin wall tubing. Lightweight aluminum alloy body. Spare cutter wheel included with tool.

## Sure Grip Tube Slicer



TC400

### Ideal for use on PEX Tubing

Also produces cuts in ABS, PVC, rubber and fabric reinforced hose up to 1-1/4 in. (31.8 mm) O.D. Rigid, durable nylon handle design provides sufficient leverage when cutting so that only moderate hand pressure is required. Stainless steel cutting blade is resharpenable and replaceable.

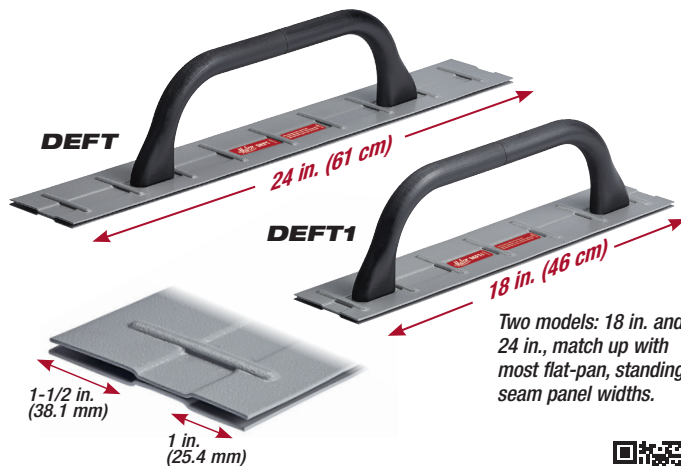
## Specifications

Tube Cutters		
Catalog Number	Description	Tubing Outside Diameter in. (mm)
TC127	Tube Cutter	1/8 to 5/8 (3.2 to 15.9)
TC174	Tube Cutter	1/8 to 1-1/8 (9.5 to 28.6)
TC312	Tube Cutter	1/4 to 1-5/8 (6.4 to 41.3)
TC274	Tube Cutter	1/8 to 1-1/8 (3.2 to 28.6)
TC400	Sure Grip Tube Slicer	—
Replacement Parts		
Catalog Number	Description	Tube Cutters
RW127	Cutting Wheel	TC127 / TC174
127TCS	Cutting Wheel Screw	TC127 / TC174
RW274	Cutting Wheel	TC312 & TC274
274TCS	Cutting Wheel Screw	TC312 & TC274
RB400	Replacement Blade	TC400
75046	Cutting Wheel for Stainless	TC312 & TC274

## Drip Edge Folding Tools

*For quick bends in standing seam metal roofing panels*

*A fiberglass reinforced nylon handle makes bending maximum 22-ga. (0.76 mm) roofing metal easy, even when working overhead.*



Two models: 18 in. and 24 in., match up with most flat-pan, standing seam panel widths.



### Specifications

#### Drip Edge Folding Tools

Catalog Number	Description	Bending Depth in. (mm)	Length in. (cm)	Net Wt. lbs. (kg)
DEFT	24 in. Drip Edge Folding Tool	1.5 (38.1) and 1 (25.4)	24 (61)	3.60 (1.63)
DEFT1	18 in. Drip Edge Folding Tool	1.5 (38.1) and 1 (25.4)	18 (46)	3.24 (1.47)

## Seamer & Tongs

*Straight or Offset, for the way you work!*

*The Malco Seamer & Tongs line features generous throat depths and openings to handle a broad range of bending and seaming applications. Durable all-cast-steel construction with heavy-duty pivot point ensures long service life. Comfortable vinyl cushioned grips facilitate easier one-hand operation.*




Vinyl-gripped jaws are non-marring.



### Specifications

#### Seamer and Tongs

Catalog Number	Description	Throat Depth in. (mm)	Jaw Width in. (mm)	Length in. (mm)	Net Wt. oz. (g)
S10	Seamer & Tongs, Straight	1-1/2 (38)	3.5 (89)	9.25 (235)	46 (1,304)
SG10	Seamer & Tongs, Straight, Gripped Jaws	1-1/2 (38)	3.5 (89)	9.25 (235)	47 (1,332)
S11	Seamer & Tongs, Offset	1-1/2 (38)	3.5 (89)	9.5 (241)	46 (1,304)
SG11	Seamer & Tongs, Offset, Gripped Jaws	1-1/2 (38)	3.5 (89)	9.5 (241)	47 (1,332)



Two rib-reinforced steel plates are permanently welded together to create strong folding seams for making 1 inch (25.4 mm) and 1-1/2 inch (38.1 mm) bends.



135°

Precision ground jaws with beveled nose make precise 135° bends.



## 3-Station Edge Roller

Assures a uniform bend along the entire length of material. Quickly adjusts for making 5/8 to 4 in. (15.9 - 102 mm) bends in 29-22 gauge (0.34 - 0.76 mm) steel.



### ER3

#### 3-Station Edge Roller

Catalog Number	Description	Bending Depth in. (mm)	Net Wt. lbs. (kg)
ER3	3-Station Edge Roller	5/8 - 4 (15.9-102)	8.5 (3.86)
<b>Capacities</b>			
Material	Mild Steel 29-22 Ga.		
inches (mm)	.0135-.029 (0.34 - 0.76)		



Standing Seam Metal Roofing



Metal Building Panels

## Metal Cutting Saw Blade

Cool Clean Cuts in metal roofing & metal building panels



### MCCB7

#### Tough C-6 Carbide Tipped

Tough C-6 carbide tipped blade fits all popular brands of portable circular saws. Lasts up to 30 times longer than abrasive disks for cutting unhardened ferrous metal.

Makes true, flat cuts in standing seam metal roofing and metal building panels without burning paint or protective coatings. Also makes clean cuts in metal studs, light angle iron, and thin walled pipe.



### MCCB7

#### Metal Cutting Saw Blade

Catalog Number	Description	Diameter in. (mm)	RPM	Teeth	Arbor in. (mm)
MCCB7	Metal Cutting Saw Blade	7-1/4 (184)	5800	56	5/8 (16)
<b>Capacities</b>					
Material	Mild Steel 16 Ga.				
inches (mm)	.059 (1.52)				

Metal Benders



Light, Versatile, and Modular!

Professional-grade Metal Benders form 0°-100° bends on straight or curved panels of any length on the jobsite. Narrow bearing stance models follow curved panels easily or form straight bends when needed. Wide bearing stance models provide more control for straighter bends. Both variations may be paired with a connector for a modular experience, allowing trade pros to customize their set-up, in a one or two station configuration. Visit our website for more indepth product information and videos.



- Adjustable roller spacing accommodates a wide range of materials:
- Roller spacing adjustable from .5mm - 1 mm
  - Capacity of materials: 24 ga steel, 26 ga. stainless steel, .040 aluminum

Specifications

Metal Benders					
Catalog Number	Description	Bend Depth	Bend Range	Bend Radius	Material Thickness
FS1N75	Bender, Single Station, 75mm (Narrow)	3/16" - 3" (5mm - 75mm)	0° to 100°	.027" (0.7 mm)	Adjustable .020" - .040" (0.5 - 1 mm)
FS1N165	Bender, Single Station, 165mm (Narrow)	3/16" - 6 1/2" (5mm - 165mm)	0° to 100°	.027" (0.7 mm)	Adjustable .020" - .040" (0.5 - 1 mm)
FS1W165	Bender, Single Station, 165mm (Wide)	3/16" - 6 1/2" (5mm - 165mm)	0° to 100°	.027" (0.7 mm)	Adjustable .020" - .040" (0.5 - 1 mm)
FS1W215	Bender, Single Station, 215mm (Wide)	3/16" - 8 1/2" (5mm - 215mm)	0° to 100°	.027" (0.7 mm)	Adjustable .020" - .040" (0.5 - 1 mm)
FS1W365	Bender, Single Station, 365mm (Wide)	3/16" - 14 3/8" (5mm - 365mm)	0° to 100°	.027" (0.7 mm)	Adjustable .020" - .040" (0.5 - 1 mm)
FSH2	Handle	—	—	—	—
FSC1	Bender Connector	—	—	—	—
FSLR	Large Radius Accessory	—	0° to 100°	.080" (2 mm)	—
FSBAG	Bender, Bag	—	—	—	—

## Metal Benders


**FS2F150**

**FS2F200**

**FS2F350**


### Fixed 2 Station

- Create 0°-100° bends in any panel length.
- Included handle is large to distribute load across the palm of your hand, and adds leverage for all day comfort.
- Handle may be removed to fit bender in confined spaces.
- Laser engraved bend depth in Inches and CM for quick setup.
- Adjustable roller spacing allows trade pro's to eliminate variations in pressure and bend quality due to material thickness.
- Aluminum and stainless steel components resist corrosion.
- Premium CNC components built tough.


**FSLR2**

(used for copper bending)


**FSBAG2**

### Specifications

#### Metal Benders

Catalog Number	Description	Bend Depth	Bend Range	Bend Radius	Material Thickness
FS2F150	Bender, Dual Station, 150mm	3/16" - 5-7/8" (5mm - 150mm)	0° to 100°	.027" (0.7 mm)	Adjustable .020" - .040" (0.5 - 1 mm)
FS2F200	Bender, Dual Station, 200mm	3/16" - 7-7/8" (5mm - 200mm)	0° to 100°	.027" (0.7 mm)	Adjustable .020" - .040" (0.5 - 1 mm)
FS2F350	Bender, Dual Station, 350mm	3/16" - 13-3/4" (5mm - 350mm)	0° to 100°	.027" (0.7 mm)	Adjustable .020" - .040" (0.5 - 1 mm)
FSLR2	Bender Roller Set 2mm	—	0° to 100°	.080" (2mm)	—
FSBAG2	Bender Bag, Large	—	—	—	—

Metal Disc Benders



FS1DS



FS2DS



FS1DL



FS2DL



FSH1

- Form 90° - 180° bends to create hems and other details in any panel length.
- 1 station allows for straight or curved bends. 2 station for straight bends.
- Bearing guides glide smoothly to follow initial bend.
- Removable discs for quick disassembly and mid panel tool removal.
- Aluminum and stainless steel components resist corrosion.
- Premium CNC components built tough.
- Pair with FSH1 to create designs and bend start lines in thin sheetmetal.



Specifications

Metal Benders

Catalog Number	Description	Bend Depth	Bend Range	Bend Radius	Material Thickness
FS1DS	Bender, Disc, Small	5/16" - 1-3/16" (8mm - 30mm)	90° to 180°	.125" (3 mm)	Maximum .032" (0.8mm)
FS2DS	Bender, Disc, Double, Small	5/16" - 1-3/16" (8mm - 30mm)	90° to 180°	.125" (3 mm)	Maximum .032" (0.8mm)
FS1DL	Bender, Disc, Large	5/16" - 1-3/4" (8mm - 45mm)	90° to 180°	.125" (3 mm)	Maximum .032" (0.8mm)
FS2DL	Bender, Disc, Double, Large	5/16" - 1-3/4" (8mm - 45mm)	90° to 180°	.125" (3 mm)	Maximum .032" (0.8mm)
FSH1	Bender, Handle, Disc	—	—	—	—

## Standing Seam Seamer

### FSXS

The FSXS SEAMER mechanically seams 1" and 1.5" vertical standing seam panels.



**ATTACH TO YOUR DRILL!**

Drill not included



**FSXSRPDW**  
Replacement Drive Wheels



REMOTE TRIGGER INCLUDED.



Comes packaged in a premium IP 67 case with custom foam inserts to ensure the safe storage of your seamer



**FSXS2RPDW**  
Replacement Drive Wheels

### Specifications

#### Standing Seam Seamer

Catalog Number	Description	Profile Size in. (mm)	Steel Capacity	Aluminum Capacity (mm)	Copper Capacity (cm)
FSXS	Standing Seam Seamer, 1.5"	1"-1 1/2" Single & Double Lock (25mm-38mm)	24 ga.	.040" (1 mm)	20 oz. (591 cm)
FSXS2	Standing Seam Seamer, 2"	2" Single & Double Lock (50.8mm)	24 ga.	.040" (1 mm)	20 oz. (591 cm)

#### Replacement Parts

Catalog Number	Description
FSXSRPDW	Replacement Drive Wheels FSXS
FSXS2RPDW	Replacement Drive Wheels FSXS2

## Hand Seamers

### Anti-Scratch & Anti-Slip for standing seam panels!

Malco's new Mechanical Lock Hand Seamers are the perfect addition to any job site. Pairing with Malco's power assisted seamer these new hand tools easily create flawless seams. The replaceable PVC inserts prevent scratching on the painted panels for an excellent finished look. Additionally, rubber grommets will prevent tool slippage during seam closing.

#### HAND SEAMER FEATURES:

- Designed for seaming both the first 90 degree stand and second 180 degree stage on mechanical lock panels
- Replaceable PVC inserts prevent scratching
- Rubber grommets improve grip and prevent slipping
- Ergonomic handles
- Carry lock clip for easy carrying and transport



**FSHS**  
Works on 1" or 1.5" vertical seams with 1/2" width



**FSHS2**  
Works on 2" vertical seams with 13/16" width

### Specifications

#### Hand Seamer

Catalog Number	Description	Profile Size in. (mm)	Steel Capacity	Aluminum Capacity (mm)	Copper Capacity	Zinc (mm)	Stainless Steel
FSHS	Standing Seam Seamer, 1.5"	1"-1.5" Single & Double Lock (25mm-38mm)	22 ga.	.040" (1 mm)	20 oz.	.040" (1 mm)	26 ga.
FSHS2	Standing Seam Seamer, 2"	2" Single & Double Lock (50.8mm)	22 ga.	.040" (1 mm)	20 oz.	.040" (1 mm)	26 ga.

Standing  
Seam  
Cutter



ATTACH TO YOUR DRILL!  
Drill not included

**FSXC2**  
The FSXC CUTTER cuts the vertical leg of mechanically seamed panels in the event a roof needs to be removed or repaired. Height adjustable for 2" profiles.

**FSXCRPC2**  
Replacement Cutting Discs

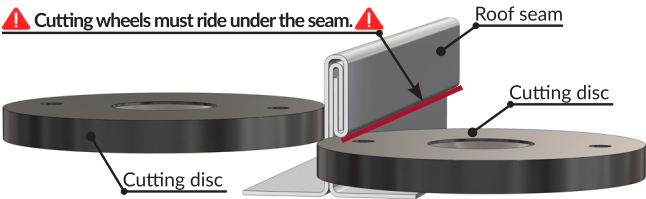


**FSXC**  
The FSXC CUTTER cuts the vertical leg of mechanically seamed panels in the event a roof needs to be removed or repaired. Height adjustable for 1" and 1.5" profiles.

**FSXCRPC**  
Replacement Cutting Discs



Comes packaged in a premium IP 67 case with custom foam inserts to ensure the safe storage of your seamer



Specifications

Standing Seam Metal Cutter

Catalog Number	Description	Profile Size in. (mm)	Steel Capacity	Aluminum Capacity (mm)	Copper Capacity (cm)
FSXC	Standing Seam Cutter, 1.5"	1"-1 1/2" Single & Double Lock (25mm-38mm)	24 ga.	.040" (1 mm)	20 oz. (591 cm)
FSXC2	Standing Seam Cutter, 2"	2" Single & Double Lock (50.8mm)	22 ga.	.040" (1 mm)	20 oz. (591 cm)

Replacement Parts

Catalog Number	Description
FSXCRPC	Replacement Cutting Disc Set for FSXC
FSXCRPC2	Replacement Cutting Disc Set for FSXC2


# Progressive Profiling Bender Set

**NEW PRODUCT!**

**FSP1**

The Progressive Profiling Benders set can create both male and female profiles for 1.5" standing seams with ease and speed.

**SEE IT IN ACTION!**



*Comes packaged in a premium IP 67 case with custom foam inserts to ensure the safe storage of your seamer*



- Effortlessly forms male/female profiles for 1.5" mechanical roof panels
- Easy to use and simple to adjust
- Additional rollers included to adjust and adapt to varying material thickness
- Boost job site efficiency and reduce spend on rental profiling tools

**Specifications**

**Standing Seam Seamer**

Catalog Number	Description	Profile Size in.	Steel Capacity	Aluminum Capacity (mm)	Copper Capacity (cm)	Stainless Steel	Zinc
FSP1	Progressive Profiling Bender Set, 1.5"	1.5" Male & Female Profiles	24 ga.	.040" (1 mm)	20 oz. (591 cm)	26 ga.	.040" (1 mm)



## Stone Coated Steel Roofing Cutter 30% Easier!

*Makes fast, safe, precise cuts in stone coated steel shingles, shakes and tile style roofing, including DECRA, METRO and GERARD brands up to 30% easier than other guillotines.*

Compound leverage and a generous handle length reduce user cutting force up to 30% versus other guillotine style cutters that pose a challenge to even the most seasoned pros. A large table surface allows sure handed control and prevents damage to the work-piece. The table's "feed-thru" design also allows long angle cuts for roof hips and valleys. The steel shingle, including lock seam, is cut in an easy, steady motion. The shearing action has a "wiping" effect on the shingle's zinc coating that seals cut edge to resist rust.



### SCSRC1

#### Stone Coated Steel Roofing Cutter

Catalog Number	Description	Adjustable Table Heights in. (cm)	Net Wt. lbs. (kg)
SCSRC1	Natural Roofing Slate Punch	21.25 - 29.25 (540 - 743)	70 (32)

#### Replacement Part


SCSRC1RB	Replacement Blade and Die Set
----------	-------------------------------



*Reversible Cutting Edges on hardened steel blade and die offer twice the cutting life, prior to sharpening. Blade and die are also easily replaceable!*



*After securing the blade lock-pin in place, the SRCSC1 stone coated roofing cutter is safe to carry on to the job site.*



**Short Legs**


**Long Legs**

*Sturdy frame with two different length leg tubes provides working table height options of 21-1/4 or 29-1/4 inches.*

# Gutter Outlet Punch

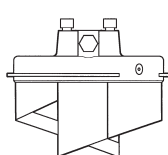
*For cutting downspout drop holes in K-style aluminum gutter, nothing else matches the speed and accuracy of the Malco Gutter Outlet Punch System.*

The Malco Gutter Outlet Punch and Dies make clean, accurate hole cuts in .032 in. (0.81 mm) aluminum gutter. Ample throat clearance allows these lightweight outlet punches to work over the front edge of gutter to quickly line up cuts. Convenient fastener holes are provided in the tool frame base for optional bench mount application. An easy ratcheting mechanism and angled punch-blade provide smooth cutting action. High carbon steel blades on punches ensure long service life and are also easily replaceable. Heat treated components and weather resistant finishes provide added tool strength and durability.

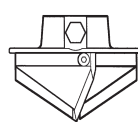
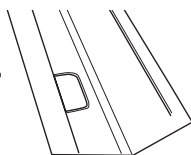


- Ejector built into Tool Frame safely removes metal slug from rectangular cuts.
- Punch blades are easily replaceable.
- Extra holes in base of Tool Frame allow for secure bench-mount operation.

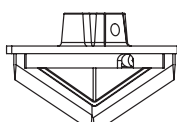
*A versatile, lightweight Malco Tool Frame accepts your choice of separate Malco rectangular and X-style punch and die combinations, including a 3 x 4 in. (76 x 102 mm) X-style punch and die.*



**GOP23UK**  
**GOP34UK**



**GOP23XUK**



**GOP34XUK**

## GOT


### Gutter Outlet Punch and Dies

Catalog Number	Description	Frame Dimensions in. (cm.)	Net Wt. lbs. (kg)
GOT	Tool Frame	19 x 10 (48 x 25)	6.70 (3.04)
<b>Punch and Die Assemblies</b>			
GOP23UK	2 x 3 in. (51 x 76 mm) Standard Rectangular Hole Punch and Die Assy - Upgrade Kit	—	2.20 (1.00)
GOP34UK	3 x 4 in. (76 x 102 mm) Standard Rectangular Hole Punch and Die Assy - Upgrade Kit	—	2.50 (1.13)
GOP23XUK	2 x 3 in. (51 x 76 mm) X-Style Punch and Die Assy - Upgrade Kit	—	1.90 (0.86)
GOP34XUK	3 x 4 in. (76 x 102 mm) X-Style Punch and Die Assy - Upgrade Kit	—	2.50 (1.13)
<b>Replacement Blocks and Chocks</b>			
GOTRC	Replacement Chocks for (GOT)	—	—
GOPRB	Replacement Blade for (GOP23UK)	—	1.30 (0.60)
GOP23XRB	Replacement Blade for (GOP23XUK)	—	—
GOP34XRB	Replacement Blade for (GOP34XUK)	—	2.34 (1.06)
<b>Replacement Part</b>			
GOTRK	Replacement Spring	—	—



**GOT**

U.S. Patent No. 6,289,709



Tool Frame allows punch access over the front edge of the gutter to quickly line up cuts in either "A" or "B" direction.

**A Shown**

See chart below.

## Gutter Size Reference:

**Following Gutter Sizes Do Not Fit "B" Direction:**

4K Gutter - 2 x 3, 2 x 3 X-Style, 3 x 4, 3 x 4 X-Style

5K Gutter - 3 x 4, 3 x 4 X-Style

6K Gutter - 3 x 4, 3 x 4 X-Style



## Gutter Screw Guide


### Extra-Long 6-in. Magnetic Screw Guide

This Extra-Long Screw Guide works over the outside edge of rain gutter to hold and guide 1/4 in. hex head screws up to 3-3/4 inches long. An impact grade 6-inch long driver, with a 4-1/2 in. anodized aluminum sleeve, provides easy reach to the mounting surface of eaves without scuffing the outside gutter edge. Fits any drill or 1/4-inch impact driver and features a secure spring loaded magnet.

#### GSG6

##### Gutter Screw Guide

Catalog Number	Description	Driver Length in. (mm)	Hex Shank In.	Hex Opening In.	Length Of Sleeve in. (mm)	Weight oz. (g)
GSG6	Gutter Screw Guide	6 (152)	1/4	1/4	4-1/2 (114)	3.60 (102)



## Gutter Nail Driver

### Works anywhere to attach gutter to fascia with ease.

Use with hidden hangers and 8D galvanized nails to hang aluminum or steel gutters. A non-slip ergonomic grip provides multiple positions for grasping tool and working. Durable two piece steel construction plus weather resistant zinc and nickel plating assure long service life of this professional quality tool.

#### GND

##### Gutter Nail Driver

Catalog Number	Description	Length in. (mm)	Net Wt. oz. (g)
GND	Gutter Nail Driver	7-5/8 (194)	7 (199)

## Trim Nail Punches

Drive trim nails into soffit, fascia, and other finishing trim without denting or marring material.

The TNP2S, Heavy Duty Trim Nail Punch features an all-steel nose and aluminum tail piece that directs weight to the working end when grasping or starting a nail. Accommodates up to 1-1/4 in. (31.2 mm) standard trim nails. Nose fits into 1/2 in. (12.7 mm) J-channel.

The TNP2R, Trim Nail Punch with Retaining Clip, offers easier nailing from any angle or height and has an exclusive, "nail retaining clip" feature. Avoid the awkwardness and strain of balancing nails in the nose of the punch or holding back the drive pin while standing on a ladder or reaching out to nail. The new retaining clip also minimizes scrapes and dents caused by nail slippage or improper setting depth.

The TNP3S, Pocket Sized Trim Nail Punch, is constructed of hardened steel and corrosion resistance to ensure longer tool life. The tool will hold and install standard 1-1/4 in. (31.2 mm) trim nails. The small size allows easy access to recesses of formed trim pieces. A hex collar prevents rolling when tool is set down.

## Specifications

### Trim Nail Punches


Catalog Number	Description	Tool Length in. (mm.)	Net Wt. oz. (g)
TNP2S	Trim Nail Punch	6-3/4 (171)	6 (170)
TNP2R	Trim Nail Punch with Clip	6-3/4 (171)	6 (170)
TNP3S	Trim Nail Punch	5 (127)	2 (57)
TNP3SB	Trim Nail Punch Bulk (24)	—	—
TNP3SH	Trim Nail Punch Bulk (100)	—	—

### Replacement Part


TNP2CL	Replacement Clip for TNP2R
--------	----------------------------



#### TNP2S



#### TNP2R



Nail retaining clip holds nail securely while positioning punch.

#### TNP3S

### "Pocket Sized"



*Ideal for crimping gutter end caps in place.*



**SL2R**  
**Snap Lock Punch**

*Not recommended for heavy sheet metal.*

Catalog Number	Description	Throat Depth in. (mm)	Jaws	Length in. (mm)	Net Wt. oz. (g)
SL2R	Snap Lock Punch	1/4 to 5/8 (6.4 to 15.9)	Carbon Steel	9 (229)	16 (454)

**Replacement Part**

5018	Handle Spring: Fits All Redline Handled Tool
------	--



The Malco model SL2R Adjustable Snap Lock Punch can be used as a gutter end cap crimper or for use in creating locking tabs in light sheet metals. A slide adjustment for throat depth allows settings from 1/4 to 5/8 inch (6 to 16 mm) depth. The formed metal cutting jaws and handles are made of hardened stampings. Rust resistant nickel plate and black oxide finishes ensure long service life. Easy one-hand operation make this a versatile tool for the job at hand.

*Produce a double crimp without deforming down-spout; walls stay square for a tight fitting, leakproof connection.*



**Up to 16ga. Capacity**

**C4R**  
**5 Blade Crimper**

Catalog Number	Description	Throat Depth in. (mm)	Variable Leverage Ratio (High / Low) throughout stroke	Jaws	Length in. (mm)	Net Wt. oz. (g)
C4R	5 Blade Crimper	1-1/4 (31.8)	7.1 to 1.0 - 9.8 to 1.0	Carbon Steel	9 (229)	16 (454)

**Metal Capacities**

Material	Aluminum	Copper	Stainless Steel 26 Gauge	Galvanized Steel 24 Gauge	Mild Steel 24 Gauge
inches (mm)	.035 (0.89)	.023 (0.58)	.018 (0.46)	.028 (0.71)	.024 (0.61)

**Replacement Part**

5018	Handle Spring: Fits All Redline Handled Tool
------	--



If you are looking for a tool that efficiently down-sizes the corners of aluminum or steel downspout, then the Malco 5 Blade Gutter Downspout Crimper is the tool you are looking for. The 5 blade design produces 1-1/4 inch (31.75 mm) long double crimps without causing deformation of downspout walls. A factory-like crimp ensures the downspout walls stay square for a tight fitting, leak-proof connection. A handle closing stop helps to maintain a consistent crimp profile. Made with hardened all-steel construction and a nickel chrome finish, you can be assured this tool will last a long time.



*Light duty tool. Makes a single crimp for downsizing aluminum downspouts.*

**SC2**  
**1 Blade Crimper**

Catalog Number	Description	Throat Depth in. (mm)	Jaws	Length in. (mm)	Net Wt. oz. (g)
SC2	Single Crimper	1-1/8 (28.6)	Carbon Steel	8 (203)	16 (454)



# Blind Rivets

## Steel, Aluminum, Stainless, Copper, & Painted

Malco Blind Rivets provide a strong, secure connection between two or more sheets of material, that will not loosen with vibration. Blind rivet fasteners can be used where access is limited to only one side of the material to be fastened. Rivets require only a pre-drilled or pre-punched hole. The blind rivet is an assembly, consisting of a mandrel and an eyelet body. Mandrels are used only to set the rivet body and are then discarded. Mandrel is designed to break off at the crimp after pulling (setting) the rivet body. No operator skill is required to set blind rivets. Low rivet profile offers cosmetic advantages over screws.



## Shear and Tensile Strengths



Rivet / Mandrel	Rivet Dia.	Minimum Shear	Tensile lbs.
Steel Rivet	1/8 in.	260	310
Steel Mandrel	3/16 in.	540	680
Aluminum Rivet	1/8 in.	120	150
Aluminum Mandrel	3/16 in.	260	320
Stainless Rivet	1/8 in.	420	530
Stainless Mandrel	3/16 in.	950	1,200
Copper Rivet Steel Mandrel	1/8 in.		

IFI 114 2003 (R2008) Grade 20

Note: Package sizes available in  
Bulks, Tubs (T), and Bags (G).


## Specifications

Blind Rivets (Head Width .25 • Head Thickness .032 • Rivet Diameter 1/8 in.)

Bulk	Bulk Qty	Tub	Tub Qty	Bag	Bag Qty	Description	Hole Size # / Drill #	Rivet Body Length	Rivet Body Diameter	Grip
SS42D	10,000	SS42DT	1,000	SS42DG	100	Steel Rivet Plated Steel Mandrel	.125 - .135 / #30	.232	.125	.063-.125
		SS43DT	1,000	SS43DG	100	Steel Rivet Plated Steel Mandrel	.125 - .135 / #30	.294	.125	.126-.187
SS44D	10,000	SS44DT	1,000	SS44DG	100	Steel Rivet Plated Steel Mandrel	.125 - .135 / #30	.357	.125	.188-.250
		SS46DT	1,000	SS46DG	100	Steel Rivet Plated Steel Mandrel	.125 - .135 / #30	.481	.125	.313-.375
AA42D		AA42DT	1,000	AA42DG	100	Aluminum Rivet Aluminum Mandrel	.125 - .135 / #30	.232	.125	.063-.125
AA44D		AA44DT	1,000	AA44DG	100	Aluminum Rivet Aluminum Mandrel	.125 - .135 / #30	.357	.125	.188-.25
		SS/SS42DT	1,000	SS/SS42DG	100	Stainless Rivet Stainless Mandrel	.125 - .135 / #30	.232	.125	.063-.125
		SS/SS44DT	1,000	SS/SS44DG	100	Stainless Rivet Stainless Mandrel	.125 - .135 / #30	.357	.125	.188-.25
		SS/SS46DT	1,000	SS/SS46DG	100	Stainless Rivet Stainless Mandrel	.125 - .135 / #30	.481	.125	.313-.375
		SS/SS48DT	500	SS/SS48DG	100	Stainless Rivet Stainless Mandrel	.125 - .135 / #30	.606	.125	.376-.500
CS42D	10,000	CS42DT	1,000	CS42DG	100	Copper Rivet Plated Steel Mandrel	.125 - .135 / #30	.232	.125	.063-.125
		CS44DT	1,000	CS44DG	100	Copper Rivet Plated Steel Mandrel	.125 - .135 / #30	.357	.125	.188-.25
AA42DW	10,000	AA42DWT	1,000	AA42DWG	100	Aluminum Rivet Aluminum Mandrel (White)	.125 - .135 / #30	.232	.125	.063-.125
AA44DW	10,000	AA44DWT	1,000	AA44DWG	100	Aluminum Rivet Aluminum Mandrel (White)	.125 - .135 / #30	.357	.125	.188-.250
AA42DMB	10,000	AA42DMBT	1,000	AA42DMBG	100	Aluminum Rivet Aluminum Mandrel (Musket Bronze)	.125 - .135 / #30	.232	.125	.063-.125
AA44DMB	10,000	AA44DMBT	1,000	AA44DMBG	100	Aluminum Rivet Aluminum Mandrel (Musket Bronze)	.125 - .135 / #30	.357	.125	.188-.25
AA42DRB		AA42DRBT	1,000	AA42DRBG	100	Aluminum Rivet Aluminum Mandrel (Royal Brown)	.125 - .135 / #30	.232	.125	.063-.125
AA44DRB	10,000	AA44DRBT	1,000	AA44DRBG	100	Aluminum Rivet Aluminum Mandrel (Royal Brown)	.125 - .135 / #30	.357	.125	.188-.25

## 2-in-1 Hand Riveter

Malco's 2IN1 Hand Riveter is easy to use with one hand and provides enough pulling power to set all popular rivet sizes. The 2IN1 adjustment features a single long stroke for most hand riveting applications and a short "ratchet action" power stroke for setting larger diameter rivets. The outside "jaw-grip adjustment wheel" opens and closes jaws with fingertip ease to fit any size mandrel and to obtain maximum stroke efficiency. Three nosepieces 1/8, 5/32, and 3/16 in., included with tool. Nose-pieces are stored in handle. Ideal for reaching into corners and recessed areas. Heavy duty all steel construction ensures long life and minimum wear. Polished finish, nickel-chrome plated. Red vinyl cushion grip and hand stop.



- (1) LONG STROKE: for most riveting applications.  
(2) POWER STROKE: "Ratcheting Action" for large diameter rivets.

### 2IN1

#### 2IN1 Premium Hand Riveter

Catalog Number	Description	Capacities in. (mm)	Length in. (mm)	Net Wt. oz. (g)
2IN1	2-IN-1 Hand Riveter	(SEE BELOW)	8 (203)	20 (567)
Replacement Parts		Capacities		
ER41	Jaws	Capacities in. (mm)		
ER44	3/16 in. nosepiece	1/8 thru- 3/16 (3.18 - 4.8) steel mandrel		
ER45	1/8 in. nosepiece	1/8 thru- 5/32 (3.18 - 4.0) stainless steel mandrel		
ER46	5/32 in. nosepiece			
HR37	Adjustment Rod assembly			

## Economy Hand Riveter

Lightweight, compact size and slim nose projection allows this riveter to go wherever the work is. Four rivet nosepieces: 3/32, 1/8, 5/32 and 3/16 in. store in handle. Ideally suited for blind riveting applications in aluminum windows, gutter and downspout. Not for use with steel rivets larger than 3.2 mm. Insert rivet into pre-drilled work to be fastened and squeeze handles until mandrel snaps. Release grip on handles and mandrel will drop out front end of tool when tilted. Rugged steel construction with black paint finish and comfortable vinyl grip.

### CR18

#### Economy Hand Riveter

Catalog Number	Description	Capacities in. (mm)	Length in. (mm)	Net Wt. oz. (g)
CR18	Economy Hand Riveter	3/32 thru 1/8 (2.4 - 3.2) steel rivets	8 (203)	22 (624)



Pulls 1/8 to 3/16 in. blind rivets with steel mandrels.  
Pulls 1/8 to 5/32 in. blind rivets with stainless steel mandrels.  
(Regularly lubricate with a drop of light oil on points of movement.)



## Hand Held Magnetic Sweep



### MS12

Comfortable angled handle grip allows easy attraction of nails and metal debris on the work-site. Permanent magnets ensure long service life and resistance to shock and vibration. A quick release sleeve allows debris to be easily removed from tool into a bucket.



Powerful magnetic surface easily attracts metal debris.



Quick release sleeve for easy clean-up.



### MS12

#### Hand Held Magnetic Sweep

Catalog Number	Description	Tool Length in. (cm.)	Net Wt. lbs. (kg)
MS12	Hand Held Magnetic Sweep	34-1/2 (88)	5.0 (2.27)

Non-Slip Manual Tie Tensioning Flex Duct Tools

Flex Duct Tools Tighten nylon cable ties to fiberglass duct take off connections faster, easier, and with better quality than by hand.



Malco's TY4 and TY4G (Vinyl Gripped) Cable Tie Tensioning Tools feature a manual, easy to operate, cutting mechanism and comfortable gray vinyl cushioned grips. When the tie is tight, a simple pull of the lower handle causes a blade to engage and cut off the excess tail of the nylon tie. A reduced

pinch point handle closing ensures peace of mind and reduces injury. Malco Tie Tools are designed to work on standard 175 lb. ties as well as thinner 125 lb. ties.

Adjustable Tie Tensioning Flex Duct Tool

Designed for heavy users of nylon cable ties, that features a desired tension adjustment knob.



Malco's TY6 Tie Tensioning Tool is designed for heavy users of nylon cable ties, and is a more efficient, higher quality alternative to installing flexible duct to take offs. The TY6 features an adjustment knob that allows an installer to set a desired tension for securing flex duct to a take-off collar. When the

tie is tight, a breakaway spring mechanism releases the tool's lower handle, which causes a blade to engage and automatically cut off the excess tail of the nylon tie. No extra operation for manual trimming is required. Operating Malco's TY6 Tie Tensioning Tool is also easy on the installer. Contoured handles, with stops, are easier to grasp. Furthermore, the smooth lever action and vinyl cushion grips minimize hand and arm fatigue on big jobs.




Tensioning adjustment knob and automatic cut-off mechanism turn adjustment knob clockwise to increase tension and counter clockwise to decrease tension.

**CAUTION:** Do not over tighten adjustment knob with fingers. Adjust knob only with fingers to avoid breaking ties before cut-off occurs.




Specifications

Flex Duct Tie Tools			
Catalog Number	Description	Length in. (mm)	Net Wt. oz. (g)
TY6	High Leverage Flex Duct Tie Tool	8-1/2 (216)	15 (425)
TY4	Manual Cut-Off Flex Duct Tie Tool	6 (152)	10 (284)
TY4G	Manual Cut-Off Flex Duct Tie Tool / Gripped	6 (152)	11 (312)



Secure Choice!

Use Malco adjustable nylon ties to install flexible duct to take-offs, or secure bundles, up to 15 in. (3.81 cm) diameter. Made of 100% nylon, Malco ties offer a minimal tensile strength of 175 pounds.



## Flex Duct Support

The Malco FDS1 Flexible Duct Support eliminates air flow restrictions and increases efficiency to dramatically reduce utility bills and improve heated or air-conditioned room comfort. A properly supported 90° duct elbow typically improves air flow efficiency 10 to 40%. A Malco Duct Support quickly installs on new or existing flexible duct. The versatile FDS1 design uses either 36 or 48 inch nylon cable/zip ties to accommodate 4 inch to 16 inch diameters of flexible fiberglass wool duct as well as un-insulated flexible duct. And the strong, but lightweight, 100% recycled polymer support will not weigh down ducting.



### FDS1

#### Flex Duct Support

Catalog Number	Description	(Tie Requirements per Duct Diameter) Duct Diameter	Number of Ties	Nominal Dimensions in. (cm)	Net Wt. oz. (g)
FDS1	Flexible Duct Support	4-10 in. (10.2-25.4 cm)	2) 36 in. (91.4 cm)	15 x 11-1/4 x 3	3 (85)
		12-14 in. (30.5-35.6 cm)	2) 48 in. (121.9 cm)	(38.1 x 28.6 x 7.6)	
		16 in. (40.6 cm)	4) 36 in. (91.4 cm)		



**TY34**  
36 inch



Actual Size



**TY48**  
48 inch



Actual Size

## Specifications

### Nylon Ties

Catalog Number	TY34	TY48
Overall Length	36 in. (914 mm)	48 in. (1,219 mm)
Width	3/8 in. (9.5 mm)	3/8 in. (9.5 mm)
Thickness	3/32 in. (2.29 mm)	3/32 in. (2.29 mm)
Min. Tensile Strength	175 lbs.	175 lbs.
Max. Adjustable Dia.	10.35 in. (263 mm)	14.37 in. (365 mm)
Color	Natural	Gray
For Malco Tie Tools	TY4, TY4G, TY6	TY4, TY4G, TY6

## Nylon Ties for Tie Tools

### 36 & 48 inch Heavy-Duty Nylon Ties

36 and 48 inch Extra Heavy-Duty Ties are rated for indoor use including securing HVAC take-offs, and securing / bundling heavy cables and hoses. (indoor use only)



FDC1

Flexible Duct Cutter

Catalog Number	Description	Blades / Wire Cutter	Variable Leverage Ratio (High / Low) throughout stroke	Length of Cut in. (mm)	Length in. (mm)	Net Wt. oz. (g)
FDC1	Flex Duct Cutter	High Carbon Steel	10.4 to 1.0 - 11.9 to 1.0 (Wire Cutter)	4 (102)	11-7/8 (302)	11 (312)

Flexible Duct Cutter



The Flex Duct Cutter (FDC1) has a built-in wire cutter that lets you finish the job you started with just one tool! A double edged blade cleanly pierces through outer skin and insulation. The fine honed blade, made with long lasting stainless steel, cuts from either direction around the entire circumference of the duct. The built-in wire cutter cuts hardened wire rib coil and features compound leverage for easy wire cutting. The Flex Duct Cutter also includes comfortable, non-slip vinyl gripped handles. Puncture resistant nylon sheath (FDSH) included.



Smooth Scissor Action Blades!

Thumb operated latch ensures sharpened blade edges on the FDC2 stay closed when not in use.

FDC2

Flexible Duct Shear

Catalog Number	Description	Blades / Wire Cutter	Variable Leverage Ratio (High / Low) throughout stroke	Length of Cut in. (mm)	Length in. (mm)	Net Wt. oz. (g)
FDC2	Flex Duct Shear	Heavy-Duty Steel	10.4 to 1.0 - 11.9 to 1.0 (Wire Cutter)	4-3/8 (111)	12-1/4 (311)	13 (369)

Flexible Duct Shear



The Flex Duct Shear (FDC2) Cuts insulated flexible round duct and also cuts the duct liner's wire rib coil. Pointed bottom blade easily pierces duct to start cut. Heavy duty wire cutter is located away from scissor blades. Thumb operated latch ensures that sharpened blade edges stay closed when not in use. Puncture resistant nylon sheath (FDSH) included.

**Trim flex duct and tighten nylon ties with one tool!**




### FDC3

#### Multi-Purpose Shear

Catalog Number	Description	Blades / Wire Cutter	Variable Leverage Ratio (High / Low) throughout stroke	Length of Cut in. (mm)	Length in. (mm)	Net Wt. oz. (g)
FDC3	Multi-Purpose Shear	High Carbon Steel	10.4 to 1.0 - 11.9 to 1.0 (Wire Cutter)	4 (102)	11-7/8 (302)	14 (397)

## Multi-Purpose Shear



The versatile FDC3 Flex Duct Tool is actually three tools in one! The double-edged round knife blade pierces through the flexible round duct and cuts in either direction. A thumb-operated latch opens the tool's compound-leverage handles and the jaws of a built-in wire cutter to easily sever the exposed wire rib coil of duct liner. Use the tool's tie-tensioning mechanism to install a nylon tie strap and secure the flex duct take-off collar. With the handles of the FDC3 in the open position, a nylon tie can be threaded through the mechanism and then tightened by gently pumping the tool's handles. Puncture resistant nylon sheath (FDSH) included.



### DK6S

#### Duct Knife for Fiberglass Duct Board

Catalog Number	Description	Blade Length in. (mm)	Length in. (mm)	Net Wt. oz. (g)
DK6S	Duct Knife for Fiberglass Duct Board	6 (152)	—	7 (199)
FDSH	Universal Flex Duct Knife Sheath for ALL FLEX DUCT TOOLS & SHEARS	—	11.5 (292)	2 (57)

## Washers

Fiberglass duct board washers help to reinforce sheet metal components to fiberglass duct. Use with #8 screw for fastening components.

### RW732 / FLW

#### Fiberglass Duct Board Washers

Catalog Number	Description	Length in. (mm)	Width in. (mm)	Hole Dia. in. (mm)
RW732	Galv. Reinforced Volcano Washer	2.5 (64)	2.5 (64)	7/32 (5.56)
FLW	Galv. Reinforced Ductboard Washer	2.5 (64)	2.5 (64)	1/8 (3.175)

## Duct Knife and Sheath



### DK6S

For cutting flexible fiberglass wool duct and duct board, the DK6S Duct Knife has double edge blades that are ideal for blind cuts in "flex" duct. Ergonomic cushion grip features one serrated cutting edge. Heavy-duty cutlery grade steel blades can be resharpened. Puncture resistant nylon sheath (FDSH) included.

### FDSH

Puncture resistant nylon sheath included with FDC1, FDC2, FDC3 & DK6S.

- 2-3/4 in. (70 mm) wide belt loop.
- Velcro safety strap

### RW732

### FLW





Add accurate nail slots quickly and easily!

## NHP1R

### Nail Hole Slot Punch

Catalog Number	Description	Throat Depth in. (mm)	Slot in. (mm)	Length in. (mm)	Net Wt. oz. (g)
NHP1R	Nail Hole Slot Punch	5/8 (15.9)	5/32 x 3/4 (4.0 x 19.1)	8-1/2 (216)	16 (454)
<b>Replacement Part</b>					
5018	Handle Spring: Fits All Redline Handled Tool				

## REDLINE®

### Nail Hole Slot Punch

NHP1R



The NHP1R Punch makes a generous 5/32 x 3/4 in. (4.0 x 19.1 mm) horizontal slot for adding or elongating nail holes in vinyl and .019 in. (0.48 mm) aluminum siding to accommodate irregular stud spacing. Constructed of hardened steel stampings and rugged investment cast alloy steel jaws with rust-resistant nickel plate and black oxide finishes to ensure long service life.



## SL8R

For securing vinyl skirting and siding to finishing trim.

### Snap Lock Punch (for Vinyl Only)

Catalog Number	Description	Throat Depth in. (mm)	Slot in. (mm)	Length in. (mm)	Net Wt. oz. (g)
SL8R	Snap Lock Punch	1/2 (12.7)	—	8-1/2 (216)	16 (454)
<b>Replacement Part</b>					
5018	Handle Spring: Fits All Redline Handled Tool				

## REDLINE®

### Snap Lock Punch

SL8R



Recommended for Vinyl Only.

The SL8R Snap Lock Punch for Vinyl Siding produces wider, more prominent rectangular tab projections for securing vinyl skirting or siding to finishing trim. The raised tabs grip a greater surface area and guard against dislodging due to relaxation of vinyl from heat or blowout during times of high pressure and wind. Constructed of hardened steel stampings and rugged investment cast alloy steel jaws with rust-resistant nickel plate and black oxide finishes to ensure long service life. *Not Recommended for use below 32° F (0° C).*



Economical and Rugged

## SL5

### Snap Lock Punch

Catalog Number	Description	Throat Depth in. (mm)	Hole in. (mm)	Length in. (mm)	Net Wt. oz. (g)
SL5	Snap Lock Punch	3/8 (9.5)	.460x.075 (11.684x1.905)	9 (229)	12 (340)

## Snap Lock Punch

Snap lock plastic skirting and siding to finishing trim.

SL5



Snap lock plastic skirting and siding to finishing trim. Makes tabs in the cut edge of siding panel used as a finishing course at top of wall or below window. Tabs lock into utility trim.\* Punch raises a high projection to compensate for natural relaxation of vinyl plastic. It also works well on aluminum siding but is not recommended for steel.

**Note:** The SL5 should not be used when PERMATABS are required to snap into finished trim. For this application we recommend using the Malco SL1R or SL2R Snap Lock Punch. PERMATABS is a trademark of C & H Enterprises. *Not Recommended for use below 32° F (0° C).*

**REDLINE®****J-Channel Cutters**

*Make drain tabs, downstream Notch cutouts and 45-degree miter trim cuts with one tool!*

**JCCR**

5/8 in. (15.9 mm)  
J-Channel

**Depth Gauge**

Use graduations on jaw to gauge cutting depths of 3/8 to 1-1/4 in. (9.5 to 31.2 mm)

**J-Channel Cutters are available for 1/2, 5/8 and 3/4 in. (12.7, 15.9 and 19.1 mm) channel.**

Use a versatile Malco J-Channel Cutter to make drain tabs, downstream notch cutouts and miter trim cuts in vinyl channel. Available in three sizes for 1/2 inch (12.7 mm) channel, 5/8 inch (15.9 mm) channel and 3/4 inch (19.1 mm) channel. Tool operation is fast and easy! Light hand pressure produces a single handle click signal to ensure perfect drain tabs every time. Graduations on the upper jaw easily gauge tab or notch depths from 3/8 to 1-1/4 in. (9.5 – 31.2 mm). Use either side of the jaws to cut a 45-degree miter for a professional finished look. Hardened all-steel construction with rust resistant nickel chrome and black oxide finishes ensures long service life.

45° trim cut

**Specifications****J-Channel Cutters**

Catalog Number	Description	Knockout Width in. (mm)	Tool Length in. (mm)	Net Wt. oz. (g)
JCC50R	J-Channel Cutter 1/2 in. (12.7 mm)	.655 (16)	8-7/8 (225)	16 (454)
JCCR	J-Channel Cutter 5/8 in. (15.9 mm)	.840 (21)	8-7/8 (225)	16 (454)
JCC75R	J-Channel Cutter 3/4 in. (19.05 mm)	.975 (24)	8-7/8 (225)	16 (454)
<b>Replacement Part</b>				
5018	Handle Spring: Fits All Redline Handled Tool			

**5/8 in.**  
J-CHANNEL

**JCCR**

5/8 in. (15.9 mm)  
J-Channel

**1/2 in.**  
J-CHANNEL

**JCC50R**

1/2 in. (12.7 mm)  
J-Channel

**3/4 in.**  
J-CHANNEL

**JCC75R**

3/4 in. (19.05 mm)  
J-Channel



## Ultra Lightweight Snips

The Blade on the ULV10 Ultra Lightweight Vinyl Snip features an extremely sharp knife-like bevel for easy starting and cutting in the thickest, hardest vinyl and other non-ferrous materials or fabrics, including trim coil. The snip has a strong, lightweight 10 in. (254 mm) polymer frame, and weighs less than 9 oz. (249 g). These lightweight Vinyl Snips have protective handle loops and are easy to grasp, while also producing a big 3 in. (76 mm) long controlled cut.

- **Strong, lightweight 10 in. (254 mm) polymer frame**
- **Easy-to-grasp, protective handle loops**
- **Big 3 in. (76 mm) long controlled cut**
- **Designed for all weather conditions**
- **Includes a Full-Size Handle**



### Worry Free Blade Changes

A fully threaded brass insert thermally anchored in the blade area of the polymer frame for holding power and no loss of thread integrity.



### ULV10

#### Ultra Lightweight Snip

Catalog Number	Description	Length of Cut in. (mm)	Tool Length in. (cm)	Net Wt. oz. (g)
ULV10	Vinyl Cutting, Combination Snip	3 (76)	10 (254)	9.5 (254)
<b>Replacement Blades</b>				
ULV10RB				



## Vinyl-Cutting Andy™ Snips



### Cut through Heavy Vinyl Siding Lock-Seams and more with ease!

The MV12 Aluminum Handled Snip is part of the legendary Andy™ SNIP line. This multi-purpose Andy™ combination snip design features a knife-like cutting edge to produce a smooth slicing action for easy one-hand operation. The user simply grasps the snip with the red grip up for optimal blade alignment when making straight cuts or left or right circular cuts in various non-ferrous materials including: Heavy grade vinyl siding, aluminum trim coil, landscape edging, vinyl flooring, carpeting and leather. Replacement blades are available and are easily installed in the field.



Thick Leather



Aluminum Trim Coil



Landscape Edging

### MV12

#### Ultra Lightweight Snip

Catalog Number	Description	Length of Cut in. (mm)	Tool Length in. (cm)	Net Wt. oz. (g)
MV12	Non-Ferrous Andy Snip	3 (76)	12 (31)	20 (567)
<b>Replacement Blades</b>				
MV12RB Carbon Steel				



### Save Time!

With a smooth unlocking motion, an easy-to-grasp straight handle and a non-slip textured grip, this handy tool will save you time by cleanly removing vinyl siding!

#### SRT2

#### SideSwiper® Siding Removal Tool

Catalog Number	Description	Tool Length. in. (mm.)	Net Wt. oz. (g)
SRT2	SideSwiper® II Siding Removal Tool	6-1/4 (159)	3.0 (85)
SRT2B	SideSwiper® II Siding Removal Tool Bulk (25)	—	—

## SideSwiper® II

### Siding Removal Tool for Vinyl Siding



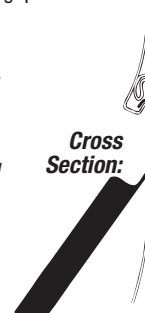
SRT2

The Malco SideSwiper® II Vinyl Siding Removal Tool combines the comfort and added leverage of an easy-to-grasp straight handle with the smooth unlocking motion of a burr free hook. The blade of the removal tool is angled from the bottom plane of the handle and allows the user to keep their wrist straight while keeping knuckles well above the work. The surface finishing and plating of the blade ensures the sharply angled hook will not cut into the vinyl material or produce shavings. Additional comfort and control is achieved with a non-slip textured handle grip. The gripping surface will not become slick from moisture, and the form fitting, plastisol dip process, bonds the grip for the life of the tool.

#### Instructions:

- Insertion:** Wedge tip of blade under overlapping panel and hook onto the back lip of buttlock.
- Unlocking:** Pulling lip downward, slide the tool along length of panel to unlock and expose nail row of panel to be removed.
- Panel Replacement:** Lock and nail replacement panel into place. Use tool to relock overlapping panel. Pull down on panel lip and press it into lock of replacement panel below.

Cross  
Section:



### Specifications

#### Vinyl Cutting Circular Saw Blades

Catalog Number	Description	Diameter in. (mm)	RPM	Teeth	Arbor in. (mm)
VCB1	Vinyl Cutting Saw Blade	7-1/4 (184)	6500	186	5/8 (15.875)
VCB2EV	Vinyl Cutting Circular Saw Blade	10 (250)	6500	248	5/8 (15.875)

## Vinyl-Cutting Circular Saw Blades

### Cut through Vinyl Siding with Ease!



#### VCB1

Versatile 7-1/4 in. (184 mm) blade for smooth cutting in vinyl fencing / siding and plastic trim.

#### VCB2EV

Big 10 in. (250 mm) circular blade fits most power miters for making ultra smooth cuts.





**Easy One-Person  
Fiber Cement Siding Installation!**



**Siding Gauge  
Adjustable**

The All-in-One Siding Installation Tool Set is built with an adjustable 5/16" - 5/8" clamping range and an adjustable 4"-8" (1/4" increments) facing range, allowing Pros to quickly and easily hang different types of fiber cement siding and other lap siding of various widths. The SGA eliminates the need for multiple gauges, shims, and more than one

**SGA**



**FCG2**  
Overlap Gauges  
U.S. Patent No. D525,492



**Overlap  
Gauges**

- Two gauges support entire length of plank and precisely gauge a standard 1-1/4 in. (31.2 mm) overlap, even on a bowed wall.
- Works on 5/16 in. (7.9 mm) fiber cement siding plank.
- Will not mar finish of pre-painted siding.
- Strong, One-Piece tempered spring steel construction.
- Scan the QR Code for a step-by-step video!



**FCFG**  
Facing Gauge


**Facing  
Gauge**



- Adjustable for precise 5, 6, 7, or 8 in. (127, 152, 178 or 203 mm) exposures. Gauging block easily snaps into desired position without use of tools or fasteners.
- Easy to grasp with one hand while steadying new plank for nailing.
- Manufactured of tough, solid, weather-resistant nylon material.
- May be used with Overlap Gauge for 1-person application.
- Scan the QR Code for a step-by-step video!

**Speed Set Gauges**

Speed Set includes one of each of Malco's FCFG overlap and FCG2 facing gauge for 5/16 in. (7.9 mm) fiber cement siding installation.



**FCMS**  
(1 of each)

**Specifications**

**One-Person Fiber Cement Siding Installation Tools**

Catalog Number	Description	Tool Length, in. (mm.)	Net Wt. oz. (g)
FCG2	Fiber Cement Siding Overlap Gauges (pair)	6 (152)	4 (114)
FCFG	Fiber Cement Siding Facing Gauge	10-7/8 (276)	2 (57)
FCMS	Speed Set Gauges	10-7/8 (276)	4 (114)
SGA	Siding Gauge Set, Adjustable	11.25 (286)	2.44 (69)



**WARNING:**

Fiber cement contains crystalline silica. Respirable silica contained in cutting dust is known to cause cancer.



## Hidden Nail Cutter

*The easiest way to cut hidden nails!*



Malco's SNC Nail Cutter cuts hidden nails left over from removal of damaged or unwanted fiber cement siding plank without damaging overlapping plank. The Flat head with a beveled leading edge easily maneuvers under the edge of siding and into corners.


- Saves time and effort when replacing or salvaging siding, thin building materials, and windows.
- Flat head with beveled edges easily maneuvers under edge of material and reaches into corners to cut hidden nails without damaging material.
- Precision-ground, heat treated jaws and compound handle leverage combine to cut up to 16D common nails with a low force requirement.



### SNC

#### Hidden Nail Cutter

Catalog Number	Description	Length in. (mm)	Net Wt. oz. (kg)
SNC	Hidden Nail Cutter	18.5 (47)	28 (.79)



Capable of cutting down to a 2 in. (50.8 mm) circle, or trimming 1/8 in. (3.2 mm) from edge of 5/16-in. (7.9 mm) siding plank.

## REDLINE® Fiber Cement Snip



Malco's FCSR Fiber Cement Siding Snip is designed to cut 5/16-inch (7.9 mm) siding plank. The FCSR Snip makes precise arc and trim cuts from any work position fast and easy. Hardened all-steel construction with rust-resistant nickel plating and a black oxide finish ensures long service life.



### FCSR

#### Fiber Cement Siding Snip

Catalog Number	Description	Tool Length. in. (cm)	Net Wt. oz. (g)
FCSR	Fiber Cement Siding Snip	8-1/2 (21.6)	12 (340)

#### Replacement Spring

5018



#### WARNING:

Fiber cement contains crystalline silica. Respirable silica contained in cutting dust is known to cause cancer.



**Cut straight or angled cuts!**

Long-life nickel plated blade design with high leverage handle requires less force to produce clean cuts and minimal air-borne dust.

**Straight or Angled Cuts!**

## Fiber Cement Siding Angle Cutter

**Cut multiple angles in fiber cement siding with guillotine precision and minimal dust!**

The Malco FCC7 Fiber Cement Siding Angle Cutter cuts multiple angles in Fiber Cement Siding with Guillotine Precision. The nickel plated blade design with a high leverage handle, requires less force to produce clean cuts with minimal air-borne dust. The blade is anchored above the large guillotine plate to allow clearance for cutting angles in 5/16 in. (8 mm) fiber cement planks up to 12 in. (305 mm) wide. The fold out feet on the bottom of the shear act as support extensions for the cutting operation. These legs also allow the FCC7 to be mounted on saw horses for optional workbench-level operation.

### Specifications

#### Fiber Cement Angle Cutter

Catalog Number	Description	Net Wt. lbs. (kg)
FCC7	Fiber Cement Angle Cutter	45 (20.4)



#### WARNING:

Fiber cement contains crystalline silica. Respirable silica contained in cutting dust is known to cause cancer.



**FCC7**

A 90° fence is included for straight cuts. Loosen knob to swing fence out of the way for angled cuts.

Stable welded frame will survive the most rugged job-site environments.

Fold-out feet act as support extensions.



Large guillotine work plate and open throat allows clearance for cutting any angle in 5/16 in. (8 mm) fiber cement planks up to 12 in. (305 mm) wide.

# Fiber Cement Guillotine Shear

For Fast, Straight Cuts in 5/16 in. (8 mm) Fiber Cement Siding, with Minimal Dust!



**Fast  
90°  
Cuts!**



## FCC4

### Fiber Cement Siding Guillotine

Catalog Number	Description	Net Wt. lbs. (kg)
FCC4	Fiber Cement Siding Guillotine	22 (9.98)



#### WARNING:

Fiber cement contains crystalline silica. Respirable silica contained in cutting dust is known to cause cancer.

The Malco FCC4 Guillotine Shear Cleanly cuts 5/16 in. (8 mm) fiber cement siding without distortion or compression. A large, stable support plate, with board stop, ensures straight, square cuts in 8-1/4 in. (210 mm) wide plank with minimal dust. No sharpening required! The durable, lightweight steel frame and high leverage design offer long service life, easy handling and smooth cutting operation.

**Malco** by **EDMA**



**Carbide  
Tipped!**

## Specifications

### Fiber Cement Circular Saw Blades

Catalog Number	Description	Diameter in. (mm)	RPM	Teeth	Arbor in. (mm)
FCCB7	Fiber Cement Circular Saw Blade	7-1/4 (184)	8300	4	5/8 (15.9)
FCCB10	Fiber Cement Circular Saw Blade	10 (254)	5500	6	5/8 (15.9)
FCCB12	Fiber Cement Circular Saw Blade	12 (305)	4700	8	1 (25.4)



#### WARNING:

Fiber cement contains crystalline silica. Respirable silica contained in cutting dust is known to cause cancer.

# Fiber Cement Circular Saw Blades

## with Carbide Tips

For repetitive cuts in fiber cement with power miters or portable circular saws, Malco now offers specialized Circular Saw Blades with PCD (PolyCrystalline Diamond) faced carbide tips for longer life. A lower number of teeth and deeper gullets produce cleaner, more precise cuts resulting in an accurately matched trim edge and tighter seams. Perfectly tensioned, hardened tool-steel blade ensures a flat true run.



#### Available in:

7-1/4 in. (184 mm) 4-tooth, 10 in. (254 mm) 6-tooth and 12 in. (305 mm) 8-tooth configurations for use with the full range of circular saw equipment.



Easily cut thick or layered building materials including wood, wall tile, fiberglass, plastic and fiber cement siding including James Hardie® Wall Board

## QUICK ACTION™

### Carbide Tipped Hole Saws and Accessories

**Quick Connect™**  
Arbor



**HA3**

**Quick Change™**  
Pilot Drills



**HH4**  
High Speed Steel



**HH5**  
Carbide Tipped

**Quick Release Set™**  
Arbor and Pilot Drill  
U.S. Pat. No. 9,839,966



**HHA5**  
Carbide Tipped

### Specifications

#### Quick Connect Arbor

Catalog Number	Hex Opening mm	Thread Size in.	Use for Carbide Tipped Hole Saws
HA3	10	5/8 - 18	1-3/8—6-5/16 (35-160)

#### Quick Change Pilot Drills

Catalog Number	Drill	Hex Shank mm	Overall Length in. (mm)	Drill Chuck in. (mm)	Use with Arbor
HH4	HSS	10	7-3/4 (196)	1/2 (12.7)	HA3
HH5	CT	10	7-3/4 (196)	1/2 (12.7)	HA3

#### Quick Release Set - Arbor with Pilot Drill

Catalog Number	Drill	Hex Shank mm	Overall Length in. (mm)	Drill Chuck in. (mm)	Use for Carbide Tipped Hole Saws
HHA4	HSS	10	7-3/4 (196)	1/2 (12.7)	1-3/8—6-5/16 (35-160)
HHA5	CT	10	7-3/4 (196)	1/2 (12.7)	1-3/8—6-5/16 (35-160)

**Important Note:** New Catalog Numbers for Arbor, Pilot Drills, and Quick Release Sets are *not compatible or interchangeable* with any of these discontinued catalog numbers: HA1, HH1, HH2, HHA1, HHA2



#### **WARNING:**

Fiber cement contains crystalline silica. Respirable silica contained in cutting dust is known to cause cancer.

#### Quick Action Carbide Tipped Hole Saws

Catalog Number	Hole Diameter in. (mm)	Cutting Depth in. (mm)	Thread Size
HF1	1-3/8 (35)	2-1/4 (57)	5/8—18
HF2	1-7/8 (48)	2-1/4 (57)	5/8—18
HF3	2 (51)	2-1/4 (57)	5/8—18
HF4	2-3/8 (60)	2-1/4 (57)	5/8—18
HF5	2-1/2 (64)	2-1/4 (57)	5/8—18
HF17	2-9/16 (65)	2-1/4 (57)	5/8—18
HF6	2-3/4 (70)	2-1/4 (57)	5/8—18
HF7	3 (76)	2-1/4 (57)	5/8—18
HF8	3-1/2 (89)	2-1/4 (57)	5/8—18
HF18	3-5/8 (92)	2-1/4 (57)	5/8—18
HF9	4 (102)	2-1/4 (57)	5/8—18
HF10	4-1/8 (105)	2-1/4 (57)	5/8—18
HF11	4-1/2 (114)	2-1/4 (57)	5/8—18
HF19	4-5/8 (117)	2-1/4 (57)	5/8—18
HF12	5 (127)	2-1/4 (57)	5/8—18
HF13	5-1/4 (133)	2-1/4 (57)	5/8—18
HF14	5-1/2 (140)	2-1/4 (57)	5/8—18
HF15	6 (152)	2-1/4 (57)	5/8—18
HF16	6-5/16 (160)	2-1/4 (57)	5/8—18

Word Key: HSS - High Speed Steel CT - Carbide Tipped

# Hole in One® HOLE SAW

A hole saw supplied with a dedicated arbor is always the right match, properly assembled and ready to use. BiMetal by Malco concentric construction ensures vibration-free cuts in any machinable metal, including tool steels and stainless. The variable 4/6 pitched tooth configuration milled into a high speed steel edge and micro-welded to a shatterproof alloy steel body easily tackles nail embedded wood. The generous 1-15/16 inch (49.2 mm) cup depth allows cuts in wooden studs, joists and door slabs in one pass.



- Shatter Proof
- High-Speed Steel

*BiMetal hole saw with supplied arbor easily cuts metal, nail embedded wood, studs, joists and door slabs.*



**HSB** Hole Saw Bit

High speed 1/4 inch (6.4 mm) replacement pilot drill bit fits both original Hole-in-One hole saw with built-in arbor and current 2-piece Hole-in-One with dedicated separate arbor. Generous 3-sided, 1-13/16 inch (30.2 mm) long flats ensure easy positioning of replacement pilot drill bit in the pass-through shank of original welded-on arbor and positive connection with arbor cap screw of either original or current arbor.

## Specifications

Hole in One - Hole Saws					Recommended RPM Cutting Speeds				
Catalog Number	Diameter in. (mm)	Cup Depth in. (mm)	Bit Dia. in. (mm)	Teeth	Mild Steel	Stainless Steel	Tool and Cast Iron	Brass	Aluminum
H30	1-7/8 (47.6)	1-15/16 (49.2)	1/4 (6.4)	Variable Pitched 4/6 per in. (25.4 mm), milled hook*	180	90	120	240	270
H32	2 (50.8)	1-15/16 (49.2)	1/4 (6.4)	Variable Pitched 4/6 per in. (25.4 mm), milled hook*	170	85	115	230	255
H38	2-3/8 (60.3)	1-15/16 (49.2)	1/4 (6.4)	Variable Pitched 4/6 per in. (25.4 mm), milled hook*	140	70	95	190	220
H44	2-3/4 (69.9)	1-15/16 (49.2)	1/4 (6.4)	Variable Pitched 4/6 per in. (25.4 mm), milled hook*	125	60	80	160	185
Pilot Drill Bit									
HSB	1/4 in. (6.4 mm) Hole Saw Bit - Length: 3-1/2 in. (88.9 mm)								

\*All BiMetal Hole Saws sizes feature 4/6 variable pitch teeth for aggressive cutting in all machinable materials.

## Vent Saws® are designed for cutting all types of hard and soft wood, and other non-ferrous materials

including plywood, composition board and siding. The Malco Vent Saw is helpful when fitting fresh air intakes through foundation plates, exterior siding or facing materials encountered in residential or light commercial installations of gas or oil fired furnaces. It also features easily replaceable alloy steel blades and a versatile one piece cast aluminum arbor/mandrel combination with a 7/16 in. (11 mm) pilot drill. The webbed mandrel allows easy plug removal and a built-in arbor eliminates the need for separate arbor attachments.



**HSX** 13 in. (330 mm) Arbor Extension

## Specifications

Vent Saws			
Catalog Number	Description	Diameter in. (mm)	Depth of Cut in. (mm)
HSW68	Vent Saw	4-1/4 (108)	2 (50.8)
HSW97	Vent Saw	6-1/4 (159)	2 (50.8)
HSRD	Replacement Pilot Drill	7/16 (11)	—
HSX	13 in. (330 mm) Arbor Extension fits Malco Vent Saw®		
Replacement Blades			
HSW68	RBW68		
HSW97	RBW97		



### WARNING:

Fiber cement contains crystalline silica. Respirable silica contained in cutting dust is known to cause cancer.



**HSW68**  
7/16 in. (11.1 mm) pilot drill



## Commercial Grade Hog Ring Pliers

### The Fastest System for Strong and Secure Hog Ring Installation to chain-link fencing

Designed to address the most stringent regulatory codes, this commercial grade hog ring pliers ensures uninterrupted operation to quickly install rings. Long handles save time and effort with plenty of leverage and reach. The 25-count strips of collated rings can be loaded into the pliers' symmetrical magazine from either direction. A plunger feed automatically sets up each ring. There is no need to manually rotate the magazine out of the way as the pliers' clinching mechanism brings the ring forward of the nose for easy access to tension wire and fence.



**9 ga.  
Aluminum**



**9 ga.  
Galvanized  
Steel**

#### HRA5

Aluminum Hog Rings, 9-ga. (3.8 mm)  
Lightweight for Fast Installation

- Twice as strong as closest alternative
- 6061-T94 or 5052-H38 alloy
- 25-piece loading strips with no sharp points are safe and easy to load
- One 500 pack secures 1000 feet (305 m) of tension wire spaced at 24 in. (61 cm) intervals

#### HRS5

Galvanized Steel Hog Rings, 9-ga. (3.8 mm)  
Strong and Weather Resistant

- Twice as strong as closest alternative
- Class 3 coating per ASTM A641
- 25-piece loading strips with no sharp points are safe and easy to load
- The only collated 9-ga. steel hog rings on the market
- One 500 pack secures 1000 feet (305 m) of tension wire spaced at 24 in. (61 cm) intervals

#### HRP5

##### Commercial Grade Hog Ring Pliers

Catalog Number	Description	Hog Ring Usage	Length in. (mm)	Weight lbs. (oz.)	For Tools	Material	Qty.	Crown in. (mm)	Opening in. (mm)	Inside Dia. in. (mm)	Thickness Gauge (mm)
HRP5	Hog Ring Pliers w / Mag.	HRA5 / HRS5	20 (50.8)	2.9 (1.32)	—	—	—	—	—	—	—
<b>Steel and Galvanized Hog Ring Staples</b>											
HRS5	Hog Ring Staples				HRP5	Galvanized Steel	500	1-7/16 (37)	5/8 (16)	7/16 (11)	9 (3.8)
HRA5	Hog Ring Staples				HRP5	Aluminum Alloy	500	1-7/16 (37)	5/8 (16)	7/16 (11)	9 (3.8)
<b>Replacement Part</b>											
HRP5RP	Replacement Plunger / Spring Assembly				HRP5						



### HRP1

#### Hog Ring Pliers

Catalog Number	Description	Hog Ring Usage	Length in. (mm)	Net Wt. oz. (g)
HRP1	Hog Ring Pliers	HR1 / HR2	7 (178)	7 (198)

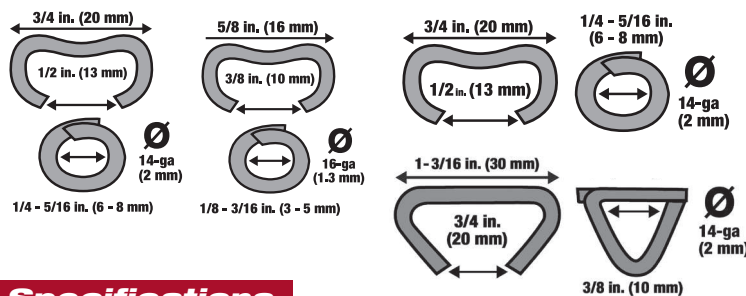


### HRP2

#### Hog Ring Pliers with Magazine

Catalog Number	Description	Hog Ring Usage	Length in. (mm)	Net Wt. oz. (g)
HRP2	Hog Ring Pliers with Magazine	HR2	7 (178)	15 (425)

## Hog Ring Diameters and Ga.



## Specifications

### Hog Rings and Associated Tools

Catalog Number	Tools	Material	Qty.	Crown in. (mm)	Opening in. (mm)	Inside Dia. in. (mm)	Thickness Gauge (mm)
HR1	HRP1	Galvanized Steel	1,250	5/8 (16)	3/8 (10)	1/8-3/16 (3-5)	16 (1.3)
HR1X	HRP1	Galvanized Steel	250	5/8 (16)	3/8 (10)	1/8-3/16 (3-5)	16 (1.3)
HR2	HRP1/HRP2	Galvanized Steel	1,000	3/4 (20)	1/2 (13)	1/4-5/16 (6-8)	14 (2)
HR2X	HRP1/HRP2	Galvanized Steel	200	3/4 (20)	1/2 (13)	1/4-5/16 (6-8)	14 (2)
HR4	HRP4	Galvanized Steel	500	1-3/16 (30)	3/4 (20)	3/8 (10)	14 (2)

## Fence Stapler

- Lightweight with easy spring actuated action
- Comfortable rubber-gripped handle
- Stop guide ensures proper hold on the hog ring
- 2 built-in wire cutters with 11-gauge (3 mm) capacity
- Compatible with HR1, HR1X, (5/8 in., 16 mm) and HR2 & HR2X (3/4 in., 20 mm) hog ring staples

Malco<sup>®</sup> by EDMA



### HRP1

## Fence Stapler with Magazine

- 50-staple magazine capacity
- Easy removal of magazine for less storage space
- 2 built-in wire cutters with 11-gauge (3 mm) capacity
- Compatible with HR2 & HR2X (3/4 in., 20 mm) hog ring staples



### HRP2

Malco<sup>®</sup> by EDMA

## Fence Stapler with Magazine

- Easy fit screw for fast removal of magazine
- 50-staple magazine capacity
- Compatible with HR4 (1-3/16 in., 30 mm) hog ring staples



### HRP4

Malco<sup>®</sup> by EDMA

### HRP4

#### Hog Ring Pliers with Magazine

Catalog Number	Description	Hog Ring Usage	Length in. (mm)	Net Wt. oz. (g)
HRP4	Hog Ring Pliers with Magazine	HR4	7-3/8 (187)	16 (454)



## Fencing Pliers

*Malco's fencing pliers are available in a highly maneuverable 8-inch (203 mm) length or a high leverage 10-inch (254 mm) model.*

Malco's durable fencing pliers design features three serrated jaw areas for gripping, pulling and tying fence wire. Also, three built-in wire cutter locations ensure easy access for cutting up to 9-gauge (3.8 mm) chain link fence or tensioning wire. A compact, rounded and tapered nose allows easy entry and reach into tight areas. Textured handle surfaces promote safe and sure control. And durable hardened all-steel construction offers long, dependable service life. Malco fence pliers offered in two sizes.

### Specifications

#### Fencing Pliers

Catalog Number	Description	Tool Length in. (mm)	Net Weight oz. (kg)
FP1	8 in. Fencing Pliers	8 (203)	14 (0.40)
FP2	10 in. Fencing Pliers	10 (254)	20 (0.56)



**FCP1****Multi-Purpose Fencing Pliers**

Catalog Number	Description	Tool Length in. (mm)	Net Wt. oz. (g)
FCP1	Multi-Purpose Fencing Pliers	10-5/8 (270)	7 (198)

**FCP1****Multi-Purpose Fencing Pliers**

- Combination hammer, wire tensioner, staple remover, wire cutter, and splicer
- Two built in wire cutters
- Hammer face
- Claw to remove staples
- All steel body

*Malco* by **EDMA**

**FTC1****Hog Ring Pliers**

Catalog Number	Description	Tool Length in. (mm)	Net Wt. oz. (g)
FTC1	Chain-Link Fencing Tensioners	9.5 (241)	16 (450)

**FTC1****Chain-Link Fencing Tensioners**

- For easy one-person installation of chain link fencing
- Set of two universal chain link fencing tensioners accommodates T-section or round posts

*Malco* by **EDMA**

**RRW6****Offset Ratcheting Wrench**

Catalog Number	Description	12 Pt. Hex Sockets	Nominal Length (mm)	Net Wt. (g)
RRW6	Ratcheting Wrench, Offset	1/2 and 9/16 in.	6.75 in. (172)	5 oz. (142)

**RRW6****Offset Ratcheting Wrench**

This versatile, compact and lightweight offset ratcheting wrench provides easy fastener access. Finger switches are easily accessible to change ratcheting direction. A 25 degree offset design maintains clearance between fingers and chain-link fabric. The 12-point box heads, at each end of the wrench, grasp standard U.S. 1/2 inch and 9/16 inch hex fasteners from multiple angles. Through-hole socket openings accommodate any fastener length. Designed for long service life, it exceeds ASME minimum torque requirements.





# Vinyl Fence Notchers

*Vinyl fence picket and rail notchers are designed specifically for use with vinyl fencing.*

Malco VFN1 & VFN2 Vinyl Fence Notching Tools create 1/2 and 3/4 inch (13 and 19 mm) wide and 7/8 inch (22 mm) deep louver-shaped tabs in the end sections of vinyl fence pickets or rails. The resulting raised tabs facilitate a durable lock that prevents the picket or rail from pulling out of the joint opening in a rail or fence post during high winds or abrupt blows. Notcher performance is clean and precise in temperatures from 40 degrees F (4.4 degrees C) to 120 degrees F (48.9 degrees C).



**VFN1**

*Picket & Rail Notcher  
1/2 in. (13 mm) wide,  
7/8 in. (22 mm) deep*

**VFN2**

*Rail Notcher  
3/4 in. (19 mm) wide, 7/8  
in. (22 mm) deep*



**VFN1**

*Compound leverage and exclusive RedLine handles reduce the fatigue of repetitive motions.*



*Quickly lock rails and pickets in place.*



**VFN2**

*Easily create raised tabs on the job site.*



*The louver-shaped tabs create a durable lock that can withstand high winds and abrupt blows.*

## Specifications

*Works in cold down to 40°F (4.4°C) and heat up to 120°F (48.9°C).*

Vinyl Fencing Notchers						
Catalog Number	Description	Locking Tab Width in. (mm)	Tool Length in. (mm)	Net Weight oz. (g)	Lower Tab Height in. (mm)	Material in. (mm)
VFN1	Picket and Rail Notcher	1/2 (13)	9 (229)	14 (397)	1/8 (3) approx.	.05-.125 (1-3)
VFN2	Rail Notcher	3/4 (19)	9 (229)	14 (397)	3/32 (2) approx.	.05-.125 (1-3)
Replacement Part						
5018	Handle Spring: Fits All Redline Handled Tool					



# Vinyl-Cutting Circular Saw Blades

*Cut through Vinyl Fence Posts with Ease!*



## VCB3EV

Aggressive cutting 12 in. (305 mm) blade with carbide tipped teeth for easy cuts in fence post. (not recommended for vinyl siding)



## VCB2EV

10 in. (250 mm) circular blade fits most power miters for making ultra smooth cuts.



## VCB1

Versatile 7-1/4 in. (184 mm) blade is a must have for portable circular saws.

## Specifications

### Vinyl Cutting Circular Saw Blades

Catalog Number	Description	Diameter in. (mm)	RPM	Teeth	Arbor in. (mm)
VCB1	Vinyl Cutting Saw Blade	7-1/4 (184)	6,500	186	5/8 (15.875)
VCB2EV	Vinyl Cutting Circular Saw Blade	10 (250)	6,500	248	5/8 (15.875)
VCB3EV	Vinyl Cutting Circular Saw Blade	12 (305)	5,800	100	1 (25.4)






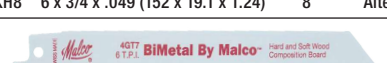





## Wood, Metal, Plaster & General Purpose

### Reciprocating Saw Blades with BiMetal by Malco®

Reciprocating Saw Blades with BiMetal stack up better! For wood with nails, metal pipe, angles, and a variety of specialty applications from drywall to drain pipe, BiMetal by Malco stacks up best against the rest. These shatter proof blades are formulated from a premium metal composition consisting of a high speed steel cutting edge micro welded to a flexible high carbon steel back. Wood cutting BiMetal blades are available in a wide variety of profiles and tooth combinations to match cutting speed, plus control and maneuverability needed for the job.

### Specifications: Wood Cutting and Plaster

Catalog Number	Nominal L x W x Thickness in. (mm)	Teeth per in. Set (25.4 mm)	Tooth Form	Tooth Edge	Description / Application
<b>WOOD CUTTING BiMetal By Malco™</b>					
 4DL6	6 x 5/8 x .050 (152 x 15.9 x 1.27)	6	Alternate	Standard	Milled
					<b>DELUXE CONTOUR</b> 4DL6 used for rough-in, contours in wood with nails.
 4KH6	6 x 3/4 x .059 (152 x 19.1 x 1.50)	5/7	Alternate	Variable / Standard	Milled
					<b>KEYHOLE PROFILE -- VARIABLE PITCH</b> Varied tooth sizes permit an overall coarser pitch for aggressive cutting in wood with nails.
 8KH7	9 x 3/4 x .049 (229 x 19.1 x 1.24)	5/7	Alternate	Variable / Standard	Milled
					→ 5/7 Variable Pitch teeth
 12KH8	12 x 3/4 x .049 (305 x 19.1 x 1.24)	5/7	Alternate	Variable / Standard	Milled
					4KH6, 8KH7, 12KH8 used for rough-in, mild contours in wood with nails.
 4KH8	6 x 3/4 x .049 (152 x 19.1 x 1.24)	8	Alternate	Standard	Milled
					<b>KEYHOLE PROFILE</b> 4KH8 produces less vibration, smoother, cleaner cuts in wood with nails, composition board.
 4GT7	6 x 5/8 x .031 (152 x 15.9 x 0.79)	6	Alternate	Standard	Milled
					<b>STRAIGHT PROFILE</b> 4GT7 used for smooth cutting in hard and soft wood, composition board.
<b>WOOD CUTTING (High Carbon Steel)</b>					
 4KH7	6 x 3/4 x .049 (152 x 19.1 x 1.24)	6	Alternate	Standard	Ground
					<b>KEYHOLE PROFILE - FLEAM SHARPENED</b> Teeth are fleam sharpened (alternate ground set) for fast feeding, clean shearing action. 4KH7 used for rough-in, mild contours in nail free wood.
 12KH7	12 x 3/4 x .049 (305 x 19.1 x 1.24)	6	Alternate	Standard	Ground
					<b>KEYHOLE PROFILE</b> 12KH7 used for rough-in, mild contours in nail free wood.
<b>PLASTER BiMetal By Malco™</b>					
 4P6	6 x 3/4 x .049 (152 x 19.1 x 1.24)	6	Alternate	"V"	Milled
					<b>STRAIGHT PROFILE - "V" TOOTH</b> 60° angle "V" tooth cuts on both forward and backward stroke. 4P6 used for continuous cutting in plaster, sheetrock and metal lath.










## Select the Right Blades for the job!

Selecting the right blade for the job is critically important. Factors that should be considered are:

1. Type and hardness of material to be cut, which will determine the tooth form, thickness, and material composition of the blade to be used.
2. Size and variation in cross section of stock to be cut which dictates the pitch of the teeth (or teeth per inch) required, tooth set, and blade length.
3. Type of cut, whether straight, contour, or both, will determine blade width.

### Specifications: Metal Cutting and General Purpose

Catalog Number	Nominal L x W x Thickness in. (mm)	Teeth per in. (25.4 mm)	Tooth Set	Tooth Form	Cutting Edge	Description / Application
METAL CUTTING BiMetal By Malco™						
 4TF14	6 x 3/4 x .031 (152 x 19.1 x 0.79)	14	Raker	Standard	Milled	STRAIGHT PROFILE - HIGH SPEED CUTTING 4TF14 used for metals, including stainless over 1/8 in. (.32 mm.)
 4TF18	6 x 3/4 x .031 (152 x 19.1 x 0.79)	18	Raker	Standard	Milled	
 3MC24	4 x 3/4 x .031 (102 x 19.1 x 0.79)	24	Wavy	Standard	Milled	3MC24 used for metal sheet, pipe, and profiles under 18 gauge (1.22 mm).
 4MC24	6 x 3/4 x .031 (152 x 19.1 x 0.79)	24	Wavy	Standard	Milled	4MC24 used for metal sheet, pipe, and profiles under 18 gauge (1.22 mm).
 9MC10	9 x 3/4 x .050 (229 x 19.1 x 1.27)	10/14	Raker	Var. / Stan.	Milled	STRAIGHT PROFILE - VARIABLE PITCH 9MC10 used for pipe diameters to 4 in. (102 mm) O.D. *Note: Do not use to cut waste slack.
METAL CUTTING High Speed Steel						
 4MC14	6 x 5/8 x .031 (152 x 15.9 x 0.79)	14	Raker	Standard	Milled	STRAIGHT PROFILE - HIGH SPEED CUTTING 4MC14 used for metals over 1/8 in. (.32 mm) 4MC18 used for 18 gauge (1.22 mm) to 1/8 in. (.32 mm) metals.
4MC18	6 x 5/8 x .031 (152 x 15.9 x 0.79)	18	Raker	Standard	Milled	
GENERAL PURPOSE BiMetal By Malco™						
 8PAP	8 x 3/4 x .051 (203 x 19.1 x 1.30)	—	Wavy	Special Progr.	Milled	PLUNGE CUT TIP - PROGRESSIVE PITCH Smaller teeth near blade shank and larger teeth at tip for faster cuts / longer life. 8PAP is a BiMetal, PROGRESSIVE PITCH blade used for making fast cuts in wood, wood with nails, non-ferrous metals (including aluminum and brass), plastic and fiberglass. This durable blade offers outstanding performance in thick or thin materials.



## Laminate Flooring Guillotine Shear

**Quickly make square cuts in 5/16 in. (8 mm) laminate flooring.**

Laminate flooring cut easier with Malco's Guillotine Shear for Laminate Flooring. The large stable plate with board-stop supports material to ensure square, straight cuts up to 8-1/4 in. (210 mm) long.

• No noisy operation • No sharpening required • Optimum leverage reduces fatigue • Durable lightweight frame • Cuts cleanly without distortion

### FCC6

#### Guillotine Shear - Laminate Flooring

Catalog Number	Description	Flooring Capacity	Net Wt. lbs. (kg)
FCC6	Guillotine Shear - Laminate Flooring	5/16 in. (8 mm)	22 (9.98)



**Malco** by **EDMA**

## Channel Shears

**Malco Channel Shears cut through metal studs and runners faster and more economically than any other tool on the market!**

Malco Channel Shears complete cuts in one easy stroke without deforming metal channel. Die assembly ensures cutting action is clean and precise. Hollow ground hardened steel blade can be resharpened or replaced. A 36 in. (91 cm) long handle provides additional leverage making cutting with this shear almost effortless. Lightweight and portable enough to be where you want it, when you want it. Shear features rugged all steel and bolt construction. Handle has comfortable red vinyl grips.



### 3 STYLES



#### SRC24A

features a single installed die assembly with 3 channel sizes for cutting 1-5/8, 2-1/2, and 3-5/8 in. (41, 64, 92 mm) studs and matching runners.



#### SRC24A1 EV

features an installed die with 3 channel sizes for cutting 50, 70, and 92 mm studs and matching runners and an *Extra Die* for cutting 45, 64, and 95 mm studs and matching runners.



#### SRC24A2 SV

features an installed die with 3 channel sizes for cutting 51, 76, and 92 mm studs and matching runners and an *Extra Die* for cutting 45, 64, and 95 mm studs and matching runners.

## Specifications

### Channel Shears

Catalog Number	Description	Variable Leverage Ratio (High / Low) throughout stroke	Stud & Runner Size Installed	Stud & Runner Size Included	Height in. (cm)	Length in. (cm)	Depth in. (cm)	Net Wt. lbs. (kg)
SRC24A	Compound Leverage Channel Shear	Shear Action (Punch)	1-5/8, 2-1/2, 3-5/8 in.	—	8 (20)	36 (91)	6 (15)	23 (10.43)
SRC24A1 EV	Compound Leverage Channel Shear	Shear Action (Punch)	50, 70, 92 mm	45, 64, 95 mm	8 (20)	36 (91)	6 (15)	23 (10.43)
SRC24A2 SV	Compound Leverage Channel Shear	Shear Action (Punch)	51, 76, 92 mm	45, 64, 95 mm	8 (20)	36 (91)	6 (15)	23 (10.43)

### Capacities

	Material	Galvanized Steel 20 Gauge	Galvanized Mild 20 Gauge
SRC24A	inches (mm)	.040 in. (1.02 mm)	.036 in. (0.91 mm)
SRC24A1 EV	inches (mm)	.040 in. (1.02 mm)	.036 in. (0.91 mm)
SRC24A2 SV	inches (mm)	.040 in. (1.02 mm)	.036 in. (0.91 mm)

### Replacement Blades (All 3 Models)

Replacement Blade (All 3 models)
10627 Field Replaceable: One replacement blade and two spacers.



Enlarged Crimp Connection

### PL1R

#### Punch Lock / Stud Crimper

Catalog Number	Description	Throat Depth in. (mm)	Net Wt. oz. (g)
PL1R	Punch Lock / Stud Crimper	1-1/2 (38.1)	16 (454)

#### Replacement Punch and Die

PLD1	Replacement Punch and Die
------	---------------------------



Work overhead and in tight corners!

### CGPR

#### Ceiling Grid Punch

Catalog Number	Description	Punch in. (mm)	Variable Leverage Ratio (High / Low) throughout stroke	Punch / Frame	Length in. (mm)	Net Wt. oz. (g)
CGPR	Ceiling Grid Punch	1/8 (3.2)	6.7 to 1.0 - 8.4 to 1.0	Tool / Alloy Steel	9.5 (241)	16 (454)

#### Replacement Punch and Die

CGP18	1/8 in. (3.2 mm) Replacement Punch Only (Die is part of frame) for CGPR
-------	---

#### Replacement Part

5018	Handle Spring: Fits All Redline Handled Tool
------	--

## REDLINE® Punch Lock Stud Crimper

PL1R



*Secures any width stud and runner without screws or other fasteners. Punch and die are easily replaceable. Maximum capacity 22 gauge stud and runner.*

The PL1R Metal Stud Crimper features a unique punch and die shape that creates a rectangular crimp connection by bending over layered thicknesses of channel and stud at one time to form a sturdy bond without the use of fasteners. Lightweight and compact size allows the user to work overhead with ease. The tool body consists of a strong, die-cast aluminum "C" frame head and rust-resistant, nickel plated steel handles and parts stampings. The long-life punch and die are formed from tool steel and are also easily replaced on the job.

## REDLINE® Ceiling Grid Punch

CGPR



*Malco's unique Ceiling Grid Punch makes a clean 1/8 in. (3.2 mm) hole in up to three layers of 25 gauge (0.53 mm) ceiling grid.*

Malco's Ceiling Grid Punch makes clean 1/8 inch (3.2 mm) holes in up to three layers of 25 gauge (0.53 mm) ceiling grid. The tool's slim, but strong, "C" shaped steel frame ensures lightweight, one hand operation and allows easy access into tight corners. It is ideal for punching through main tees and perimeter wall angle that is to be secured with blind rivets. A generous throat opening allows full operation from the edge of both standard 1 inch and 1/2 inch (25.4 and 12.7 mm) grid profiles..

## De-burring Tool



**R308**

### Pocket size, swivel reamer

Pocket size reamer deburrs nominal 1/4 in. (6.4 mm) or larger tubing and fittings. Freely rotating, hardened steel blade holds its edge in both copper and ABS/PVC plastic. Under 6 in. (152 mm) overall length.

### Specifications

Catalog Number	Description	Diameter in. (mm)	Length in. (mm)	Net Wt. oz. (g)
R308	Pocket Size, swivel reamer	—	—	—
FB1/2	Copper Tube Fitting Brush	1/2 (12.7)	5/8 (15.9)	1 (28)
FB3/4	Copper Tube Fitting Brush	3/4 (19.1)	7/8 (22.2)	1 (28)
FB1	Copper Tube Fitting Brush	1 (25.4)	1-1/8 (28.6)	1 (28)

## Fitting Brushes



**FB1**

### For use with copper tubing

Carbon steel crimped fill handle and stem. Available in three different sizes.

## Plumbers Roll



**AC310**

Brown cloth closed coat, 120 grit alum. oxide.


### Abrasive cloth specifically designed for cleaning and preparing solder joint fittings

Creates a bite on metal surface for solder or paint. Aluminum oxide cutting grain rates 9.2 on MO scale (diamond=10). Flexible cloth back fits contours of any surface configuration and hard to reach areas. Long lasting urea resin bonding is water resistant.

## Abrasive Mesh



**AC5M**



Actual Size of Weave

### 180 grit open mesh cleans with both sides,

Requires only light pressure, lasts twice as long as cloth. Scrim is nylon weave. Waterproof adhesive bonding. Will not clog, load, or break down.

## Fin Straightening Tools

**FST**



**FST2**



### Fin straightening tools with adjustable nylon combs

The FST tool straightens commonplace 8, 10, 12, or 14 fins per inch. Use the FST2 tool for straightening closely spaced 16, 18, 20, or 22 fins per inch. Both tools feature one-piece adjustable combs. The resilient nylon comb material will not damage the soft aluminum fins of condenser or evaporator units.

## Heavy-Duty Tote Tray



**1660**

### Perfect for hand tools and fasteners

This heavy duty, crush proof tote tray is great for carrying hand tools and fasteners to the job site. Rust proof polypropylene body material is long wearing, lightweight, and portable. Three roomy compartments to accommodate all the tools you need. Comfortable hand grip rolls to outside will not bite into palm of hand.

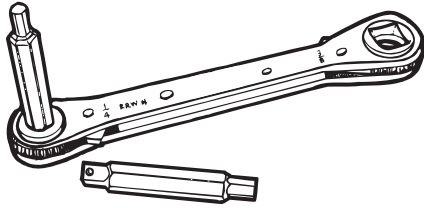
### Specifications

Catalog Number	Description
AC310	1-1/2 in. x 10 yd. (38.1 mm x 9.14 m) brown roll
AC5M	1-1/2 in. x 5 yd. (38.1 mm x 4.57 m) mesh roll
FST	Fin Straightening tool for 8, 10, 12, or 14 fins per inch
FST2	Fin Straightening tool for 16, 18, 20, or 22 fins per inch

### Tote Tray

Catalog Number	Description	Nominal Dimensions L x W x H (cm)	Net Wt. lbs. (kg)
1660	Tote Tray	15 x 10 x 4-1/2 (38 x 25 x 11)	1.75 (0.79)

## Refrigeration Ratchet Wrenches



### 5/16 & 3/16 in. Hex Key Wrench Inserts

These hex key inserts, with 1/4 inch square shanks, fit any Malco Refrigeration Wrench for easy ratcheting action when servicing hard-to-access valves in ACR condensing units.

\* The RRW316C Hex Key Insert has a shorter 3/16 inch hex point which makes the 5/16 inch hex body also accessible as a hex key for many valve applications.

**RRW316**

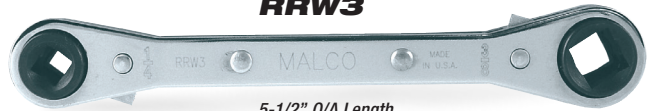

3/16 in. hex tip with 1/4 in. square shank.  
2-3/16 in. O/A length

**RRW316C\***


3/16 in. hex tip with 1/4 in. square shank.  
2-3/16 in. O/A length

**RRW516**


5/16 in. hex tip with 1/4 in. square shank.  
2-1/8 in. O/A length

**RRW3**


3/16", 1/4" Square 5-1/2" O/A Length 5/16", 3/8" Square

**RRW4**


3/16", 1/4" Square 6-7/8" O/A Length 1/2", 9/16" Hex

**RRW5  
Offset Design**


3/16", 1/4" Square 5-3/8" O/A Length 5/16", 3/8" Square

**OFFSET RATCHET WRENCH  
SEE PAGE 99**

## Specifications

### Refrigeration Ratchet Wrenches

Catalog Number	Description	Square Shank Diameter in.	Hex Key Diameter in.	O/A Lgth. in.
RRW4	Refrigeration Ratchet Wrench	1/4	1/2 & 9/16	6-7/8
RRW3	Refrigeration Ratchet Wrench	3/16, 1/4, 5/16 & 3/8	—	5-1/2
RRW5	Refrigeration Ratchet Wrench	3/16, 1/4, 5/16 & 3/8	—	5-3/8


### 5/16 and 3/16 in. Hex Key Wrench Inserts

Catalog Number	Description	Square Shank Diameter in.	Tip Lgth. in.	Hex Key Diameter in.	O/A Lgth. in.
RRW516	Hex Key Ratchet Wrench Insert	1/4	—	5/16	2-1/8
RRW316	Hex Key Ratchet Wrench Insert	1/4	3/4	3/16	2-3/16
RRW316C*	Hex Key Ratchet Wrench Insert	1/4	1/2	3/16	2-3/16
RRW316 / 316C	Hex Key Ratchet Wrench Combo Kit	1/4	3/4 - 1/2	3/16	2-3/16

## Step Drills

Drill hole sizes from 1/8 to 1 in. through sheet metal without burring, deforming stock, or threading drill bit. A unique double flute design assures the penetration of soft or thin materials at the proper speed.

Malco Step Drills actually deburr as they drill. Perfect for use as a "hole-opening" reamer. They can also be used for making round holes from slots or intersecting holes. Made of industrial grade high speed steel. Malco Step Drills are heat treated and tempered to assure maximum strength for long wearing rugged use. (Note: All sizes listed in inches).



## Specifications

### Step Drills

Catalog Number	Description	Depth Each Step (in.)	Elect. Drill Size (in.)	Pilot Hole Required in.
UB1	Drills 13 hole sizes from 1/8 to 1/2 in. diameter in 1/32 in. (0.79) increments.	1/8	3/8	No
UB11	Drills 11 hole sizes from 1/4 to 7/8 in. diameter for creating 1/2 in. knock outs.	N/A	3/8	No

## Hex Key Folding Sets

Catalog Number	W19	W29	W45
Description	Small Pocket	Deluxe Pocket	Large Sizes
Handle Length	3-5/8 in.	4-1/4 in.	5-1/4 in.
Number of Keys	9	9	5
Hex Sizes - Width Across Flats (in.)			
	.050	—	—
	1/16	—	—
	5/64	5/64	—
	3/32	3/32	—
	7/64	7/64	—
	1/8	1/8	—
	9/64	9/64	—
	5/32	5/32	—
	3/16	3/16	3/16
	—	7/32	7/32
	—	1/4	1/4
	—	—	5/16
	—	—	3/8



**W29**

**Produced from tough alloy steel.**

Hex Corners of keys are sharp and clean. Finish is black oxide.

Flat spring holds keys in any work position.


Smooth zinc plated case can be used as handle for extra leverage.

## Refrigeration Length Hex Keys

Available in 6 and 12 in. long series. Tough alloy steel with black oxide finish in clear storage tube.



**W12**  
7 Piece Set  
Big 12 in. Length



**W6**  
9 Piece Set  
6 in. Length



**WBL12S**

## Ball Tip Wrench Set

Two tools in one!  
Standard hex end for maximum torque.  
Ball end for angles.  
Tough alloy steel.  
Black oxide finish.



## Cushioned Gripped Hex Key Sets

Big 6 and 9 inch sets consist of 8 sizes: 3/32, 7/64, 1/8, 9/64, 5/32, 3/16, 7/32, and 1/4 in.


**WT9SG**

9 in. Long "T" Handle Keys  
8 Sizes (3/32 - 1/4 in.)

WT618G	1/8 in. T-Hex Key 6 in. long. Individual
WT918G	1/8 in. T-Hex Key 9 in. long. Individual
WT6532G	5/32 in. T-Hex Key 6 in. long. Individual
WT9532G	5/32 in. T-Hex Key 9 in. long. Individual
WT6316G	3/16 in. T-Hex Key 6 in. long. Individual
WT9316G	3/16 in. T-Hex Key 9 in. long. Individual

## Specifications

Hex Key Sets		Individual 6 in. Long Wrenches	
Catalog Number	Description		
WBL12S	12 Piece Ball Tip Wrench Set	WT618G	1/8 in. T-Hex Key 6 in. long
W19	9 Piece Hex Key Set (.050 - 3/16 in.)	WT6532G	5/32 in. T-Hex Key 6 in. long
W29	9 Piece Hex Key Set (5/64 - 1/4 in.)	WT6316G	3/16 in. T-Hex Key 6 in. long
W45	5 Piece Hex Key Set (3/16 - 3/8 in.)	9 in. Long "T" Handle Keys	
W6	6 in. 9 sizes: 5/64, 3/32, 7/64, 1/8, 9/64, 5/32, 3/16, 7/32, and 1/4 in.	Catalog Number	Description
W12	12 in. 7 sizes: 5/64, 3/32, 1/8, 5/32, 3/16, 7/32, and 1/4 in.	WT9SG	9 in. Long T Handle Keys, 8 Sizes (3/32 - 1/4 in.)
Individual "L" 12 in. Long Hex Keys		9 in. Long "T" Handle Keys	
W12532	12 in. Long hex key size 5/32 in.	WT918G	1/8 in. T-Hex Key 9 in. long
		WT9532G	5/32 in. T-Hex Key 9 in. long
		WT9316G	3/16 in. T-Hex Key 9 in. long



**There's an easier way to remove stubborn screws.**



### SEK1

10 Piece Screw Extractor Kit



### FJ6180

20 Piece  
Orifice Drill Set  
Includes: PV1 Pin Vice



### PV1

Use in hand or insert in drill chuck.  
Pin Vice holds wire gauge drill sizes 61 to 80.

- Kit contains 10 pieces total, including: 5 straight-fluted, extra-bite, hardened alloy steel extractors (sizes #1-5) and 5 matched left-handed cobalt drill bits: 5/64, 7/64, 5/32, 1/4, and 19/64 inch.
- Use for screw and bolt diameters of 1/4 inch (M3) to 5/8 inch (M15).



### Sheet Metal Drills

Sheet metal drills with 135° split point design bite into metal precisely where wanted - will not wander.



### Double Ender Sheet Metal Drills

Two points for twice the life, twice the convenience! Available in bulk packs!

## Specifications

Catalog Number	Description	Set Contents	Capacity	Length in.	
10 Piece Screw Extractor Kit					
SEK1	10 Piece Screw Extractor Kit	5 straight fluted, hardened alloy steel extractors (sizes #1-5) & 5 matched left-handed cobalt drill bits. (sizes above)	—		
20 Piece Orifice Drill Set					
FJ6180	20 Piece Orifice Drill Set	Wire gauges sizes for drilling or cleaning oil and gas orifices. Metal DRILDEX container. Sizes: 61 to 80. Includes pin vise.			
Pin Vise					
PV1	Pin Vise	—	Ga. sizes 61-80	2.25	
Sheet Metal Drills (Fractional Sizes)					
Catalog Number	Description	Decimal Equivalent	Length in.	Length of twist	Package Size
PFS1/8	Sheet Metal Drill Bit (Polished)	.1250	1-7/8	1/2	12
PFS30	Sheet Metal Drill Bit (Polished)	.1285	1-15/16	1/2	12
PFS1/4	Sheet Metal Drill Bit (Polished)	.2500	2-1/2	1/2	12
Double Ender Sheet Metal Drills					
DE1/8	Double Ender Sheet Metal Drill Bit (Polished)	.1250	2	1/2	12
DE1/8B	Bulk Pack Double Ender Sheet Metal Drill Bits (Polished)	.1250	2	1/2	144
DE30	Double Ender Sheet Metal Drill Bit (Polished)	.1285	2	1/2	12
DE30B	Bulk Pack Double Ender Sheet Metal Drill Bits (Polished)	.1285	2	1/2	144
DE9/64	Double Ender Sheet Metal Drill Bit (Polished)	.1406	1-15/16	1/2	12
DE3/16	Double Ender Sheet Metal Drill Bit (Polished)	.1875	2-3/16	1/2	12
DE1/4	Double Ender Sheet Metal Drill Bit (Polished)	.2500	2-1/2	1/2	12
NDE1/8	Double Ender Sheet Metal Drill Bit (Black Nitrided)	.1250	2	1/2	12
NDE30	Double Ender Sheet Metal Drill Bit (Black Nitrided)	.1285	2	1/2	12

## Utility Caulking Gun CG10



## Flexible / Lightweight Caulking Gun CG12



- Compact design stores in a toolbox
- Handy puncture wire
- Ladder size hang hook

## Easy Dispensing Caulking Gun CG18

Designed for longer dispensing life



Trigger adjustment screw compensates for normal wear to assure full dispensing stroke and extend tool life. Rotating barrel for maneuverability and easy caulk placement.

Includes puncture wire

## Professional Caulking Gun CG20

Square Piston Design



Minimizes worker fatigue. User can regulate stroke to fit hand. Handy puncture wire folds inside handle.

## High Thrust Caulking Gun CGC1

**NEW PRODUCT!**



26:1 ratio drive for high performance in cold environments and high viscosity materials. Swiveling carriage that adjusts for hard to reach areas.

Includes puncture wire

## Sausage Caulking Gun Tool Kit

CGS1

**NEW PRODUCT!**



### CGSN1

Replacement Nozzles for CGS1



Sausage caulking gun tool kit with 12:1 ratio drive. Dispenses 10 oz, 13 oz, or 20 oz sausage packs. Includes parts to convert gun to dispense bulk or 10 oz / 12 oz cartridges.

## Specifications

### Caulking Guns

Catalog Number	Description	Cartridge Capacity	Cartridge Diameter	Length in. (mm)	Net Wt. oz. (g)
CG10	Utility Caulking Gun	1/10 gallon	2 (51)	8-1/2 (216)	17 (482)
CG12	Flexible / Lightweight Caulking Gun	1/10 gallon	2 (51)	8-1/2 (216)	25 (709)
CG18	Versatile, Easy Dispensing Caulking Gun	1/10 gallon	2 (51)	8-1/2 (216)	28 (794)
CG20	Professional Caulking Gun	1/10 gallon	2 (51)	8-1/2 (216)	28 (794)
CGC1	High Thrust Caulking Gun	1/10 gallon	2 (51)	8-1/2 (216)	28 (794)
CGS1	Sausage Caulking Gun Tool Kit	10-13-20 oz sausage pk, 10-12 oz cart.	2 (51)	8-1/2 (216)	28 (794)
CGSN1	Replacement Nozzles for CGS1	—	—	—	—

## Break-Away Knife

**BAK**


Positive blade locking mechanism and a forever-sharp break-away point.  
Supplied with 1 BAKRB blade in handle.

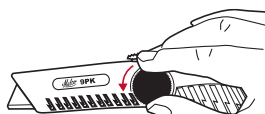


**BAKRB** (10 pack)  
7 Point heavy duty break-away blades for model No. BAK.


## Quick Open Utility Knife

**9PK**


"No tools" blade change is fast and easy with just a turn of the knob. Extra blades store in handle. Retractable blade advances to three locked cutting positions with aid of thumb button. Heavy duty, die-cast knife halves feature "integrated hinge" to eliminate lost or dropped parts. Contoured knife shape features "ergonomic safety grip". One blade supplied in retracting mechanism.



Twist knob to open



Displayed Open

## Utility Knife


**4PK**


Die-cast heavy duty model comes complete with three double point blades. Safe, easy to operate, thumb action mechanism on top facilitates three cutting positions: fully extended, partially extended for carton opening, and intermediate.

## Double Point Utility Blades

Extra durable, heavy gauge blades fit Malco 3PK, 4PK, 9PK knives & most other brands. Made of special alloy steel, precision ground to a fine cutting edge.

Quickly and safely dispense blades. Straight & Hook point blades are available in convenient 50 pack plastic dispenser.



**UBS5** (5 pack)

**UBS50** (50 pack)



**UBH5** (5 pack)

Large hook points work great in multiple layers of asphalt shingles.

### Specifications

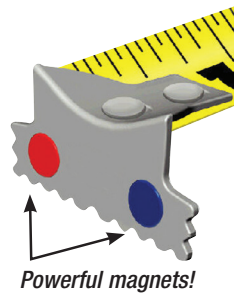
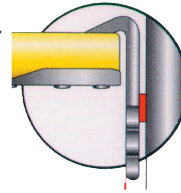
Utility Knives		Replacement Blades	
Catalog Number	Description	Catalog Number	Description
BAK	7 Point Break-Away Knife	BAKRB	Break Away Blades (10 pack, 7 points)
4PK	3 Position Utility Knife (top button)	UBS5	Straight Double Point Blades (5 pack carded)
9PK	Quick Open Utility Knife	UBS50	Straight Double Point Blades (50 pack dispenser)
		UBH5	Hook Point Blades (5 pack carded)

## Magnetic Tape Measures

Malco's "Magnetic Tip" tape measures are ideal for every ferrous metal working project! A powerful magnet and self-supporting 1 in. (25.4 mm) wide blade makes one-person measurements and measuring elevations an easy task.



Zero commencement:  
when hanging and pulling magnet,  
deduct 1/16 in. from measurement.



Powerful magnets!

## Non-Magnetic Tape Measures



Malco's non-magnetic tape measures offered in 25 in. and 30 in lengths. Both tape measures have a 1 in wide blade with a double riveted tip connection. A rubber-clad housing ensures toughness for everyday use.

### Specifications

#### Tape Measures

Catalog Number	Description	Net Wt. oz. (g)	Catalog Number	Description	Net Wt. oz. (g)
T416M	1 in. x 16 ft. Magnetic Tip Tape Measure	10 (284)	CT425	1 in. x 25 ft. Tape Measure	13 (369)
T425M	1 in. x 25 ft. Magnetic Tip Tape Measure	14 (397)	CT430	1 in. x 30 ft. Tape Measure	16 (454)
T430M	1 in. x 30 ft. Magnetic Tip Tape Measure	17 (482)			

## Rotary Percussion Bits



Use in any rotary or rotary percussion drilling device for unexcelled performance in brick, tile, granite, concrete, masonry and other similar hard and dense materials. Brazed tungsten carbide tips have 120° chamfer and are specially tempered for strength and long life.

### Specifications

#### Carbide Tipped Rotary Percussion Bits

Catalog Number	Description	Nominal Overall Length (in.)	Bit Dia. (in.)	Shank Dia. (in.)
RP01	Carbide Tipped Rotary Bit	3	1/8	1/8
RP04	Carbide Tipped Rotary Bit	3-5/16	3/16	3/16
RP09	Carbide Tipped Rotary Bit	4	1/4	1/4
RP10	Carbide Tipped Rotary Bit	6	1/4	1/4

## Electrical Pliers

### Cutter / Stripper / Crimper

Up front scissors action strips copper wire clean and easily cuts sizes 10 thru 20.

Bolt cutters leave a perfect rethread. Plier nose features serrated jaw and slim profile for pulling and putting loops on wire. Crimps all insulated and non-insulated solderless terminals including 7-8 mm auto. Lifetime pivot point assures greater joint strength and adds easy, precise adjustment capability. Black oxide, satin finish steel. Extra large red vinyl cushion grips.



### Specifications

#### Electrical Pliers

Catalog Number	Description	Capacities AWG	Capacities Metric (mm)	Capacities Bolt	Capacities Cutting	Crimping Gauge	Stripping Gauge	O/A Length in. (mm)	Net Weight oz. (g)
WSC8	Electrical Pliers Cutter / Stripper / Crimper	—	—	4-40 / 5-40 / 6-32	8-32 / 10-32 / 10-24	22-10 ga.	22-10 ga.	8-1/4 (210)	8 (226)

# Aluminum Straight Edge Rule



## 48AR

Made from .125 thickness extruded aluminum. This 48 in. rule is 2 in. wide. Large and clear, easy to read, thermo-bonded red markings on gray finish. Can be read from either end. Graduations in eighths and sixteenths.

# Tinner's Circumference Rules



## 48BS Semi-Flexible

## 48CR Heavy Duty

Standard bench rules with circumference readings for sheet metal work. Made from stainless steel which means they never need to be oiled. Fully etched markings are black filled for easy reading. 150 circumference inches in 1/8 in. increments both sides. Rules are 48 in. long x 1-1/4 in. wide.

# Precision Multi-Use Combination Square



## SCS12 12 in. with solid mounted vial

Use as a tri or miter square, height or depth gauge, or for striking parallel or right angle lines. A full view vial allows easy leveling or plumb work!

- 1/8, 1/16, 1/32 in., with cm and mm graduations permanently etched in stainless steel blade.
- Heavy-duty aluminum anvil has self-adjusting draw bolt for easy adjustment and set-up.
- Hardened steel scribe for making clean markings and lines stored in anvil.
- Precision-machined surfaces ensure accuracy.

## Specifications

48 in. Straight Edge					
Catalog Number	Description	Upper Scale Graduations (in.)	Lower Scale Graduations	Graduations (in.)	Net Weight lbs. (oz)
48AR	48 in. Aluminum Straight Edge Rule	—	—	Increments to 1/16	1 (16)
48 in. Tinner's Circumference Rules					
48BS	48 in. Tinner's Circumference Rule (Semi-Flexible)	Increments to 1/16 both sides	150 circumference inches in 1/8 in. increments both sides	—	—
48CR	48 in. Tinner's Circumference Rule (Heavy-Duty)	Increments to 1/16 both sides	150 circumference inches in 1/8 in. increments both sides	—	—
Combination Square					
SCS12	Combination Square 12 in. with solid mounted vial	—	—	—	12 (340)

# Professional Grade Aluminum Torpedo Level



- ## L9
- Professional grade solid aluminum frame.
  - Three easy-read vials with white surrounds.
  - V-grooved working edge for use on pipe and conduit.

# Magnetic Aluminum Torpedo Level



- ## L9M
- Full length magnetic strip.
  - Professional grade solid aluminum frame.
  - Three easy-read vials with white surrounds.
  - V-grooved working edge for use on pipe and conduit.

# Magnetic Tip Pocket Level




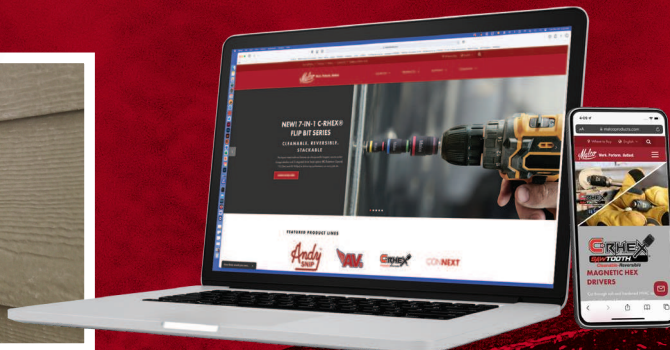
- ## L5
- Strong Magnetic pick-up tip.
  - V-Grooved edge fits pipe and conduit.
  - Use to check electrical boxes and thermostats.
  - Durable plastic molded frame.

## Specifications




Levels				
Catalog Number	Description	Line Length in. (mm)	Number of Vials	Net Weight oz. (g)
L5	Pocket Level with Magnetic Tip	5 (127)	1	—
L9	9 in. Top Reading Torpedo Level	9 (229)	3	—
L9M	9 in. Top Reading Torpedo Level with Magnetic Base	9 (229)	3	—

10627 .....	104	BAK.....	111	DB1.....	59	FS2DL.....	72	HF2.....	94
12F.....	56	BAKRB.....	111	DE1/4.....	109	FS2DS.....	72	HF3.....	94
12KH7.....	102	BHE10.....	26	DE1/8.....	109	FS2F150.....	71	HF4.....	94
12KH8.....	102	BHE12.....	26	DE1/8B.....	109	FS2F200.....	71	HF5.....	94
127TCS.....	67	BHE3.....	26	DE3/16.....	109	FS2F350.....	71	HF6.....	94
1660.....	106	BHE6.....	26	DE30.....	109	FSBAG.....	70	HF7.....	94
18.....	60	BT131.....	19	DE30B.....	109	FSBAG2.....	71	HF8.....	94
18F.....	56	BT132.....	19	DE9/64.....	109	FSC1.....	70	HF9.....	94
2DH.....	58	BT133.....	19	DEFT.....	68	FSH2.....	70	HH4.....	94
2IN1.....	81	BT134.....	19	DEFT1.....	68	FSHS.....	73	HH5.....	94
24.....	60	BT141.....	19	DK6S.....	85	FSHS2.....	73	HHA4.....	94
24F.....	56	BT142.....	19	DR69.....	61	FSLR.....	70	HHA5.....	94
274TCS.....	67	BT143.....	19	DR70.....	61	FSP1.....	75	HHD1.....	23
3MC24.....	103	BT144.....	19	DR71.....	61	FST.....	106	HHD1S.....	23
48AR.....	113	BT153.....	19	DS1.....	57	FST2.....	106	HHD1T.....	23
48BS.....	113	BT156.....	19	DS1C.....	57	FSXC.....	74	HHD2.....	23
48CR.....	113	BT163.....	19	DS2.....	57	FSXC2.....	74	HHD2S.....	23
4DL6.....	102	BT164.....	19	DS3.....	57	FSXCRPC.....	74	HHD2T.....	23
4GT7.....	102	BT231.....	19	DSKR.....	46	FSXCRPC2.....	74	HHD3.....	23
4IN1.....	27	BT233.....	19	DSKRBP.....	46	FSXS.....	73	HHD3S.....	23
4IN1i.....	27	<b>C</b>		<b>E</b>		FSXS2.....	73	HHD3T.....	23
4KH6.....	102	C4R.....	79	ER3.....	69	FSXSRPDW.....	73	HP18KR.....	58
4KH7.....	102	C5A2.....	31	ER41.....	81	FSXS2RPDW.....	73	HPD18.....	58
4KH8.....	102	C5A2RD EV.....	31	ER44.....	81	FTC1.....	99	HPD316.....	58
4MC14.....	103	C5R.....	45	ER45.....	81	<b>G</b>		HR1.....	97
4MC18.....	103	C6R.....	45	ER46.....	81	GND.....	78	HR1X.....	97
4MC24.....	103	CB.....	28	<b>F</b>		GOP23UK.....	77	HR2.....	97
4P6.....	102	CB100.....	28	FB1.....	106	GOP23XRB.....	77	HR2X.....	97
4PK.....	111	CBB.....	28	FB1/2.....	106	GOP23XUK.....	77	HR37.....	81
4TF14.....	103	CDR.....	59	FB3/4.....	106	GOP34UK.....	77	HR4.....	97
4TF18.....	103	CG10.....	110	FBS1BX.....	62	GOP34XRB.....	77	HRA5.....	96
5018.....	43	CG12.....	110	FBS2BX.....	62	GOP34XUK.....	77	HRP1.....	97
75046.....	67	CG18.....	110	FBSN.....	62	GOPRB.....	77	HRP2.....	97
8KH7.....	102	CG20.....	110	FBSN1.....	62	GOT.....	77	HRP4.....	97
8PAP.....	103	CGC1.....	110	FBSN2.....	62	GOTRK.....	77	HRP5.....	96
9MC10.....	103	CGS1.....	110	FBSNS.....	62-63	GOTRC.....	77	HRP5RP.....	96
9PK.....	111	CGSN1.....	110	FBSNW.....	62-63	GSG6.....	78	HRS5.....	96
<b>A</b>		CGP18.....	105	FCC4.....	93	<b>H</b>		HSB.....	95
A0.....	60	CGPR.....	105	FCC6.....	104	H1100.....	61	HSRD.....	95
A2.....	60	CONNEXT1.....	22-23	FCC7.....	92	H30.....	95	HSW68.....	95
A20.....	60	CONNEXT2.....	22-23	FCCB10.....	93	H32.....	95	HSW97.....	95
A3.....	60	CONNEXT3.....	22-23	FCCB12.....	93	H38.....	95	HSX.....	95
A40.....	60	CONNEXT4.....	21	FCCB7.....	93	H44.....	95	HW10X1/2Z.....	17
A50.....	60	CONNEXT5.....	21	FCFG.....	90	HA3.....	94	HW10X1-1/2.....	17
A60.....	60	CR18.....	81	FCG2.....	90	HC1.....	28	HW10X1Z.....	17
AA42D.....	80	CRHREXKIT1.....	15	FCMS.....	90	HC1B.....	29	HW10X2.....	17
AA42DW.....	80	CRHREXKIT2.....	15	FCP1.....	99	HC1D.....	29	HW10X3/4Z.....	17
AA44D.....	80	CS42D.....	80	FCSR.....	91	HC1E.....	29	HW12X2.....	17
AA44DW.....	80	CT425.....	112	FDC1.....	84	HC1G.....	29	HW6X3/8Z.....	17
AC310.....	106	CT430.....	112	FDC2.....	84	HC1H.....	29	HW6X3/8ZRB.....	17
AC5M.....	106	<b>D</b>		FDC3.....	85	HC1I.....	29	HW6X3/8ZW.....	17
AV1.....	39	D4AST.....	61	FDS1.....	83	HC1K.....	29	HW7X1/2Z.....	17
AV2.....	39	D5100.....	61	FDSH.....	85	HC2.....	28	HW7X1/2ZA.....	17
AV3.....	39	D5AST.....	61	FJ6180.....	109	HF1.....	94	HW7X1/2ZRB.....	17
AV33.....	39	D6100.....	61	FLW.....	85	HF10.....	94	HW7X1/2ZW.....	17
AV6.....	39	D6AST.....	61	FP1.....	98	HF11.....	94	HW8X1/2Z.....	17
AV63.....	39	D6HT100.....	61	FP2.....	98	HF12.....	94	HW8X1-1/2Z.....	17
AV7.....	39	D6HTAST.....	61	FS1DL.....	72	HF13.....	94	HW8X1-1/2ZW.....	17
AV73.....	39	D7AST.....	61	FS1DS.....	72	HF14.....	94	HW8X1Z.....	17
AV8.....	39	D7HT100.....	61	FS1N75.....	70	HF15.....	94	HW8X1ZRB.....	17
AV9.....	39	D7HTAST.....	61	FS1N165.....	70	HF16.....	94	HW8X1ZW.....	17
AVM6 EV.....	40	D8AST.....	61	FS1W165.....	70	HF17.....	94	HW8X2Z.....	17
AVM7 EV.....	40	D8HT100.....	61	FS1W215.....	70	HF18.....	94	HW8X2ZW.....	17
<b>B</b>		D8HTAST.....	61	FS1W365.....	70	HF19.....	94	HW8X3/4Z.....	17

HW8X3/4ZRB.....17	MSH2XLC2.....12	N2R.....45	SD2.....26	TSS1.....52
HW8X3/4ZW.....17	MSH38.....23	NDE1/8.....109	SD2IP.....25	TSS1RB EV.....52
HW8X3ZW.....17	MSH38I.....25	NDE30.....109	SD2XIP.....25	TSV1.....52
<b>I</b>	MSH3XLC2.....12	NHP1R.....86	SDX1.....26	TSV1RB.....52
IMSHC2.....12	MSH4XLC2.....12	<b>P</b>	SDX2.....26	TX10IP.....25
IMSHMLC2.....12	MSH516.....23	PA1012.....17	SEK1.....109	TX10XIP.....25
IMSHXLC2.....12	MSH516I.....25	PA810.....17	SG10.....68	TX15IP.....25
<b>J</b>	MSH516T.....23	PC1 EV.....66	SG11.....68	TX15XIP.....25
JCC50R.....87	MSHC.....10	PFS1/4.....109	SGA.....90	TX20IP.....25
JCC75R.....87	MSHC1.....10	PFS1/8.....109	SH3.....59	TX20XIP.....25
JCCR.....87	MSHC2.....12	PFS30.....109	SH3V.....59	TX25IP.....25
<b>L</b>	MSHC3.....12	PH2IP.....25	SL1R.....45	TX25XIP.....25
L5.....113	MSHCM1.....11	PH2XIP.....25	SL2R.....79	TX27IP.....25
L9.....113	MSHCM2.....11	PH3IP.....25	SL5.....86	TX27XIP.....25
L9M.....113	MSHCM3.....11	PH3XIP.....25	SL8R.....86	TX30IP.....25
<b>M</b>	MSHCST.....13	PL1R.....105	SM1.....64	TX30XIP.....25
M12A.....35	MSHCST3.....13	PLD1.....105	SM2.....64	TY34.....83
M12ARB.....35	MSHL14.....23	PO8X2ZW.....17	SNC.....91	TY4.....82
M12N.....33	MSHL14I.....25	PS8X1/2Z.....17	SRC24A.....104	TY48.....83
M12NG.....33	MSHL14T.....23	PT1.....66	SRC24A1 EV.....104	TY4G.....82
M12NRB.....33	MSHL38.....23	PV1.....109	SRC24A2 SV.....104	TY6.....82
M14A.....35	MSHL38I.....25	PWS1.....63	SRT2.....89	<b>U</b>
M14N.....33	MSHL516.....23	PWS2.....63	SRT2B.....89	UB1.....107
M14NRB.....33	MSHL516I.....25	PWSK1.....62	SS42D.....80	UB11.....107
M15.....41	MSHL516T.....23	<b>R</b>	SS43D.....80	UBH5.....111
M2000S.....37	MSHL716.....23	R308.....106	SS44D.....80	UBS5.....111
M2001.....37	MSHL716I.....25	RB400.....67	SS46D.....80	UBS50.....111
M2002.....37	MSHLC.....10	RBW68.....95	STKMR.....46	UC1.....65
M2003.....37	MSHLC1.....10	RBW97.....95	STKMRRBP.....46	ULC10.....41
M2004.....37	MSHML14.....23	RD6.....27	<b>T</b>	ULV10.....88
M2005.....37	MSHML14I.....25	RH4.....59	T416M.....112	ULV10RB.....88
M2006.....37	MSHML516.....23	RH4V.....59	T425M.....112	<b>V</b>
M2007.....37	MSHML516I.....25	RP01.....112	T430M.....112	VCB1.....89, 101
M9.....41	MSHMLC.....10	RP04.....112	TB1.....47	VCB2 EV.....89, 101
MB48A.....54	MSHMLC1.....10	RP09.....112	TBP33.....47	VCB3 EV.....101
MB48B.....55	MSHMLC2.....12	RP10.....112	TC127.....67	VFN1.....100
MB48B2.....55	MSHMLC3.....12	RRW3.....107	TC174.....67	VFN2.....100
MB48B3.....55	MSHMLCM1.....11	RRW316.....107	TC274.....67	<b>W</b>
MB48B4.....55	MSHMLCM2.....11	RRW316/316C.....107	TC312.....67	W12.....108
MBH14.....26	MSHMLCM3.....11	RRW4.....107	TC400.....67	W12532.....108
MBL.....54-55	MSHXL14.....23	RRW5.....107	TNP2CL.....78	W19.....108
MBLP2.....26	MSHXL14T.....23	RRW516.....107	TNP2R.....78	W29.....108
MBLP3.....26	MSHXL38.....23	RRW6.....99	TNP2S.....78	W45.....108
MBLP4.....26	MSHXL38I.....25	RW127.....67	TNP3S.....78	W6.....108
MBSP2.....26	MSHXL516.....23	RW274.....67	TNP3SB.....78	WBL12S.....108
MC12A.....35	MSHXL516I.....25	RW732.....85	TNP3SH.....78	WN100.....61
MC12L.....33	MSHXL516T.....23	<b>S</b>	TR18.....60	WSC8.....112
MC12LRB.....33	MSHXL.....10	S10.....68	TR42.....60	WT618G.....108
MC12N.....33	MSHXL1.....10	S11.....68	TS1.....50	WT6316G.....108
MC12NG.....33	MSHXL2.....12	S2R.....43	TS1RB.....50	WT6532G.....108
MC12NRB.....33	MSHXL3.....12	S3R.....43	TSCG.....49	WT6SG.....108
MC12ARB.....35	MSHXL3CST.....13	S5R.....43	TSCM.....51	WT918G.....108
MC14A.....35	MSHXL3CST3.....13	S6R.....43	TSCMRB.....51	WT9316G.....108
MC14N.....33	MSHXL3CST3.....13	S9R.....43	TSDC.....49	WT9532G.....108
MC14NRB.....33	MSHXL3CST3.....13	SC1.....61	TSF1.....53	WT9SG.....108
MC14ARB.....35	MSHXL3CST3.....13	SC2.....79	TSF1RBN.....53	
MCCB7.....69	MSHXL3CST3.....13	SC3R.....45	TSF2.....53	
MD10.....41	MTS2.....14	SCS12.....113	TSF2RBN.....53	
MD12.....41	MTT25.....14	SCSRC1.....76	TSHD.....49	
MS12.....81	MV12.....88	SCSRC1RB.....76	TSHDRB.....49	
MSH14.....23	MV12RB.....88	SD1.....52	TSMD.....50	
MSH14I.....25	<b>N</b>	SD1IP.....25	TSMDRB.....50	
MSH14T.....23	N1R.....45	SD1XIP.....25	TSNS1.....51	
			TSNS1RB EV.....51	



[www.malcotools.com](http://www.malcotools.com)



# Malco TOOL BOOK

TOOLS, FASTENERS, AND DRIVERS

**Malco Tools, Inc.**  
14080 State Hwy 55 NW  
Annandale, MN 55302-0400, U.S.A.  
©2025  
[www.malcotools.com](http://www.malcotools.com)



YOUR AUTHORIZED MALCO DEALER

*Sign up for our Digital Communications  
to hear about New Products, Contests,  
Promotions and more!*

