



SELF-CLOSING PIPE CLAMP TECHNICAL SPECIFICATION

Job Name _____	Item # _____
Location _____	
Engineer _____	Contractor _____
PO # _____	Tag _____
Representative _____	

SPECIFICATIONS

Oatey Self-Closing Pipe Clamps can be used to quickly and securely install copper, steel, PEX and CPVC pipework for heating, plumbing and electrical installations. These multi-functional, one-piece clamps feature a self-closing mechanism that allows for fast and easy pipe fixing by simply pushing the pipe into the clamp. The clamps can also be interlocked for running multiple pipes together. Made of corrosion-free polyamide and resistant to UV, aging, oil and gasoline, these pipe clamps are suitable for demanding environments both indoors and outdoors.

APPROVALS AND LISTINGS

- UL 1565
- IAPMO certified to file PS 42, compliant with UPC (Uniform Plumbing Code)
- ASTM E-84 25/50 plenum, Flame/Smoke rating

MATERIAL

- PA6 (Polyamide)

FEATURES AND MATERIALS

- For use with copper, steel, PEX and CPVC pipe
- Easily closes by pushing the pipe into the clamp
- Made of corrosion-free polyamide and resistant to UV, aging, oil and gasoline
- Suitable for indoor and outdoor use
- Temperature resistant from -40°F to 200°F constant, +270°F peak

INSTALLATION



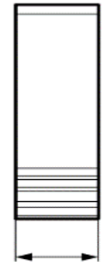
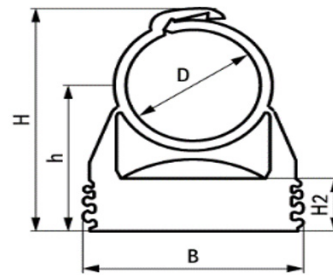
Place pipe into clamp



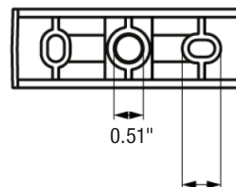
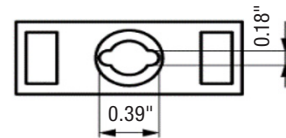
Push pipe to secure and lock



Interlocking



34344 = 0.79"
34345 & 34346 = 1.54"



34345 = 0.51" x 0.33"
34346 = 0.51" x 0.41"

Data is subject to manufacturing tolerances.

Access BIM/Revit content through www.oatey.com



SELF-CLOSING PIPE CLAMP TECHNICAL SPECIFICATION

PRODUCT SELECTOR

✓	Product Number	Description	Case Pack	Diameter (mm)	Diameter (inches)	IPS (inches)	CTS (inches)	B (inches)	H (inches)	h (inches)	h2 (inches)	load max. (lbs)
	34338	1/2 in. CTS Self-Closing Pipe Clamp	100	14-16	0.55-0.63	-	1/2	1.1	1.4	.94	.413	134
	34339	3/4 in. CTS and 1/2 in. IPS Self-Closing Pipe Clamp	100	20-23	0.79-0.91	1/2	3/4	1.1	1.7	1.1	.413	179
	34340	1 in. CTS Self-Closing Pipe Clamp	50	28-32	1.10-1.26	-	1	1.6	2.1	1.3	.413	202
	34341	1-1/4 in. CTS and 1 in. IPS Self-Closing Pipe Clamp	25	32-35	1.26-1.38	1	1-1/4	1.7	2.2	1.3	.413	224
	34342	1-1/2 in. CTS and 1-1/4 in. IPS Self-Closing Pipe Clamp	25	40-44	1.57-1.73	1-1/4	1-1/2	2	2.8	1.7	.472	269
	34343	2 in. CTS and 1-1/2 in. IPS Self-Closing Pipe Clamp	15	48-55	1.89-2.17	1-1/2	2	2.5	3.2	1.9	.472	314
	34368	3/4 in. IPS Self-Closing Pipe Clamp	75	24-28	0.94-1.10	3/4	-	1.6	2	1.2	.413	191
	34344	2 in. IPS Self-Closing Pipe Clamp	15	59-65	2.32-2.56	2	-	2.9	3.7	2.2	.472	337
	34345	3 in. IPS Self-Closing Pipe Clamp	40	88-93	3.46-3.66	3	-	4.5	5.25	3.25	1.25	200
	34346	4 in. IPS Self-Closing Pipe Clamp	25	109-115	4.29-4.53	4	-	5.75	6.5	3.75	1.38	200

Data is subject to manufacturing tolerances.

Access BIM/Revit content through www.oatey.com