



Lawson®
72" x 42" Drop-In Bath
71311100

Features

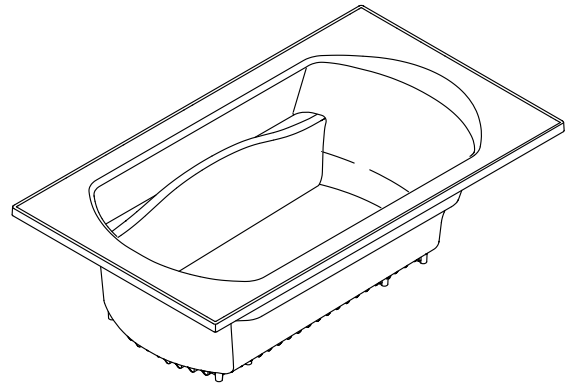
- Durable high-gloss finish.
- 72" (1829 mm) x 42" (1067 mm) x 20-5/16" (516 mm) finished dimensions

Material

- Compression molded from our exclusive solid Vikrell® material.

Recommended Accessories

71317100 Tile-In Flange Kit for 60" Models



Codes/Standards

CSA B45.5/IAPMO Z124

ASTM E162

ASTM E662

Greenguard UL 2818 - Gold



HUD, UM Bulletin 73

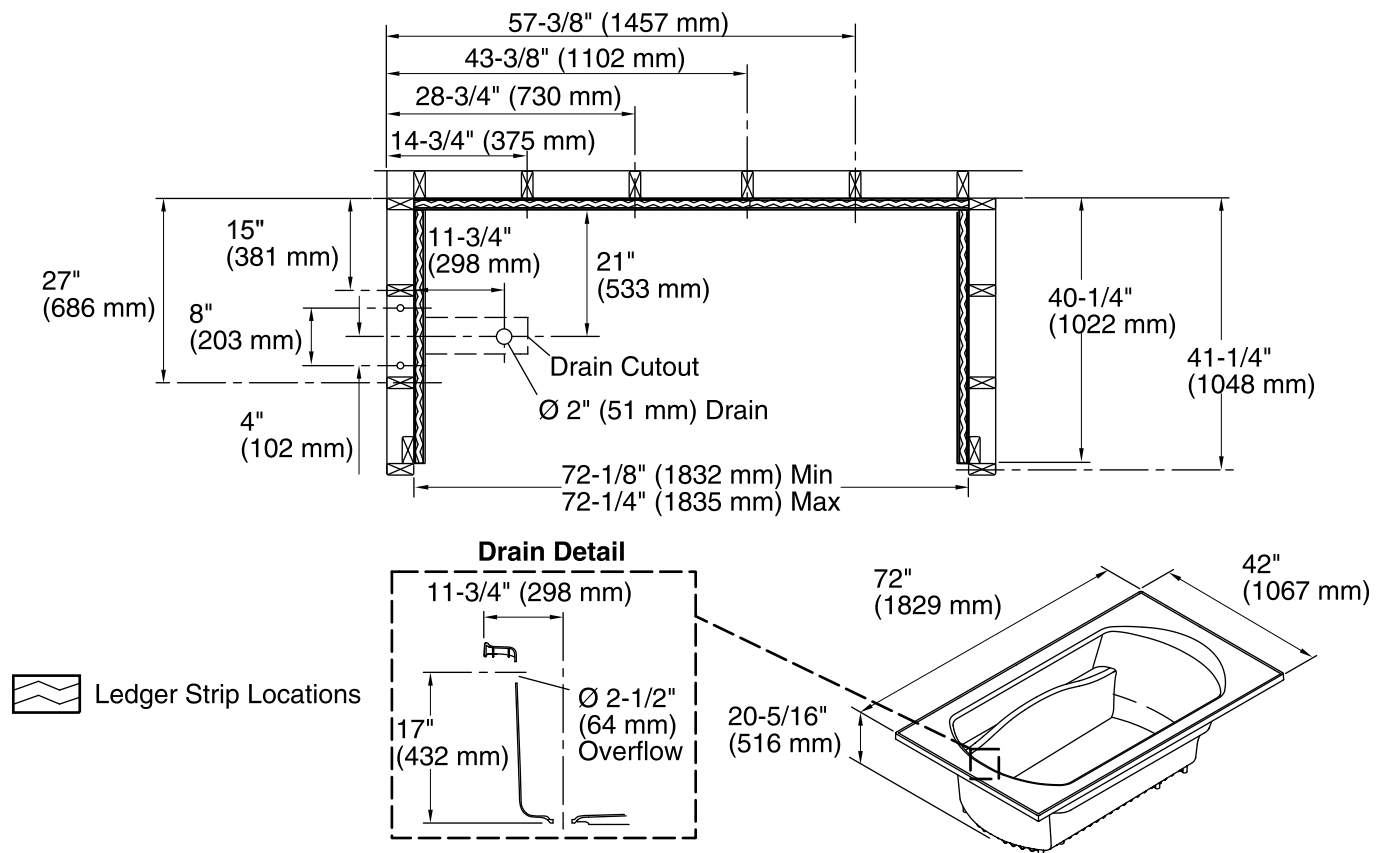
STERLING® Warranty - Fixtures Made of Solid Vikrell Material

See website for detailed warranty information.

Available Color/Finishes

Color tiles intended for reference only.

Color	Code	Description
	0	White
	96	KOHLER Biscuit



Technical Information

All product dimensions are nominal.

Installation:	Drop-in
Drain location:	End
Basin area, bottom:	50" x 25-5/8" (1270 mm x 651 mm)
Basin area, top:	59" x 33" (1499 mm x 838 mm)
Water depth:	15-1/4" (387 mm)
Water capacity:	80 gal (302.8 L)
Minimum flat for door:	3" (76 mm)
Door width required:	72" (1829 mm)

Notes

Install this product according to the installation instructions.

Double studding is recommended for pivot shower door installations.

Studs should be positioned roughly as shown.