



**Echelon®**  
In-Wall Shower Seat  
**K-1843**

**Features**

- Molded, easy-to-clean shower seat.
- Integral tile-in flange.

**Material**

- FRP (fiberglass-reinforced plastic) construction.



**Codes/Standards**










CSA B45.5/IAPMO Z124

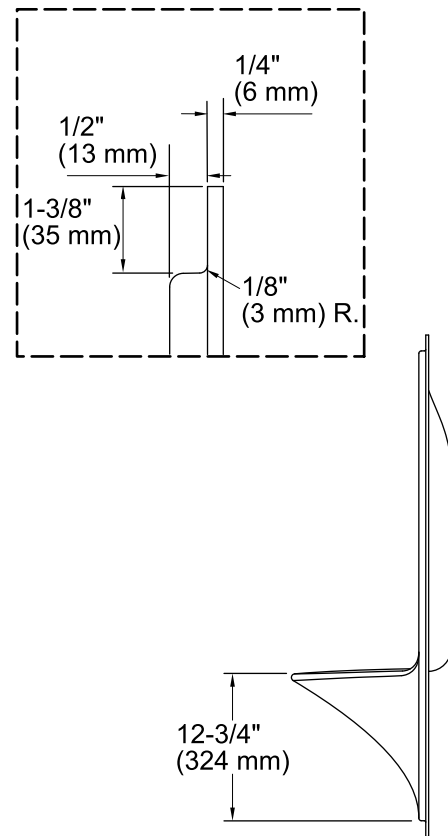
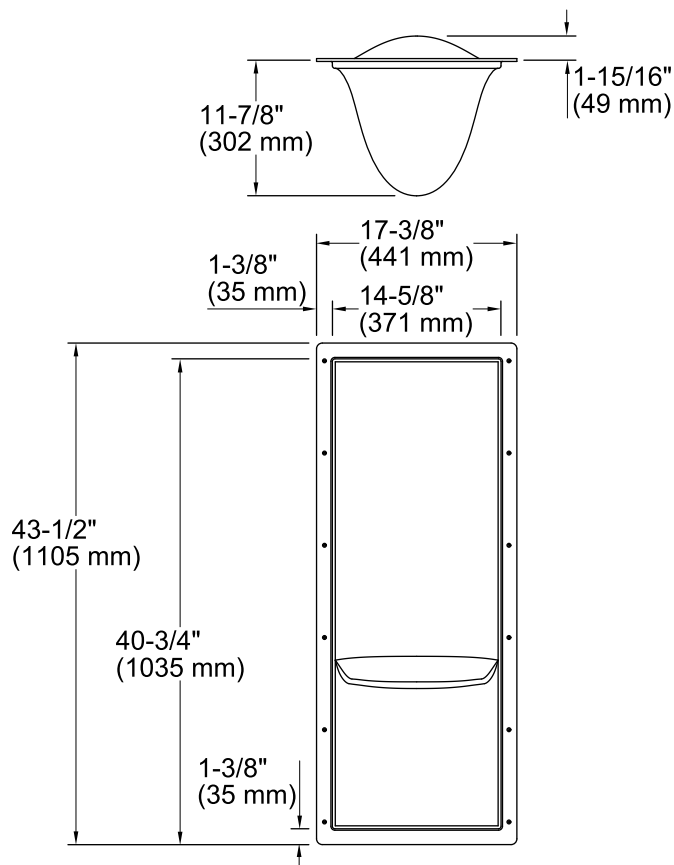
**KOHLER® One-Year Limited Warranty**

See website for detailed warranty information.

**Available Color/Finishes**

*Color tiles intended for reference only.*

Color	Code	Description
	0	White
	96	Biscuit
	47	Almond
	NY	Dune
	95	Ice™ Grey
	G9	Sandbar
	K4	Cashmere
	58	Thunder™ Grey
	7	Black Black™



## Technical Information

All product dimensions are nominal.

## Notes

**IMPORTANT!** This product is for new construction or complete remodel (down to the stud framing) of tiled showers only. Do not install this product to plastic walls or any other material besides tile. Install this product according to the installation guide.

Shimming may be required to create an even transition from the wall material to the unit.

Product protrudes into the pocket stud. The intended pocket stud should be free of plumbing, wiring, or other obstructions.

Placement of unit must be determined in advance. Installation requires double studs at the desired location.

Seat height will vary with installation.