

Features

- Flexible connections for easy installation.
- Pop-up drain with lift rod and tailpiece.
- Vertical spray.
- Fixture-mount transfer valve/vacuum breaker.
- Available with plain lever handles.
- Quarter-turn washerless ceramic disc valves.

Material

- Metal construction.
- Brass valve bodies.



Codes/Standards




ASME A112.18.1/CSA B125.1
ASSE 1001

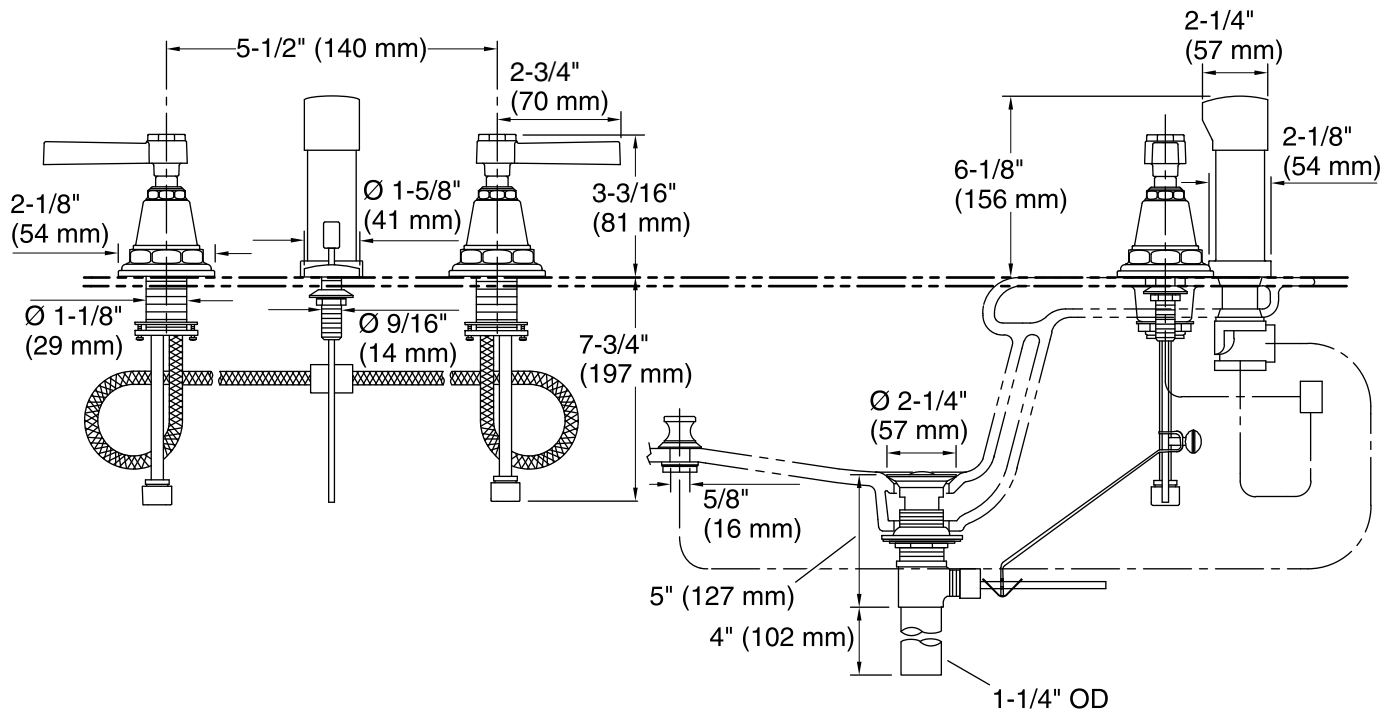
KOHLER® Faucet Lifetime Limited Warranty

See website for detailed warranty information.

Available Color/Finishes

Color tiles intended for reference only.

Color	Code	Description
	CP	Polished Chrome
	SN	Vibrant® Polished Nickel
	BN	Vibrant® Brushed Nickel



Technical Information

All product dimensions are nominal.

Notes

Install this product according to the installation instructions.