



LESS HASSLE. MORE CALLS.



NEW
SEWER & DRAIN MAINTENANCE

milwaukeetool.com



LESS HASSLE. MORE CALLS.

MILWAUKEE® is committed to providing drain cleaning professionals with the most portable and versatile drain cleaning solutions. Through a thorough evaluation of the job at hand – the frustrations, needs, previous limitations – MILWAUKEE® sets out to completely rethink a solution, delivering game-changing innovation. MILWAUKEE® is committed to developing solutions that improve the ability to clear and inspect from the fixture to the sewer line for drain cleaning professionals to service more calls with less hassle.



**CLEAR CONFIDENTLY.
INSPECT WITH CLARITY.**



**INSTANT SET-UP.
ALL DAY RUN-TIME.**



**TRANSPORTATION
SIMPLIFIED.**

SEWER & DRAIN MAINTENANCE



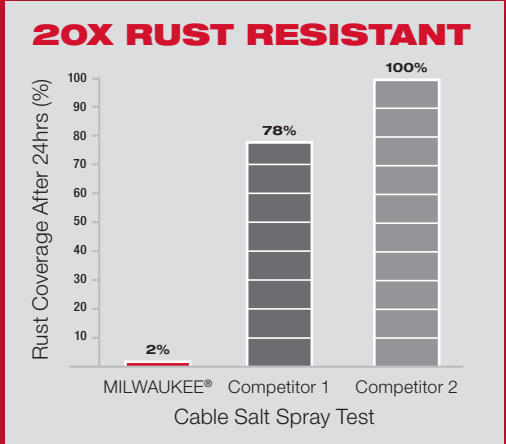
DRAIN CABLES w/ RUST GUARD™ PLATING

MILWAUKEE® Drain Cables with RUST GUARD™ Plating set a new standard for rust protection, maneuverability, and durability for up to 3X longer life*. Traditional cables will oxidize, causing fragments of steel to erode off the cable, damaging the structural integrity. Drain Cables w/ RUST GUARD™ undergo a proprietary plating process to withstand corrosive conditions, delivering 20X more rust resistance. A unique cable wind geometry provides stronger pull force and sustains shape, while the smallest diameter connecting point and a solid polymer core provide the best maneuverability through the entire cable.

THE LONGEST LASTING, CORROSION RESISTANT CABLES



RUST GUARD™
20X MORE RUST RESISTANT



**UP TO
3X LONGER
LIFE***
*Maintains Shape,
Limits Kinks*



*Versus MILWAUKEE® Standard Drain Cables

IDEAL USE
1-1/4" – 4"
DRAIN LINES



BATHROOM
& KITCHEN
SINKS



BATHTUBS
& SHOWERS



SMALL TO
MEDIUM
DRAIN LINES



ROOFSTACKS



INNER CORE CABLES

- Solid polymer core provides flexibility to navigate tough bends without sacrificing power when clearing hard blockages
- Best for retrieval and clearing hard blockages
- Not for roots



OPEN WIND CABLES

- Large diameter cables with maximum flexibility
- Best for clearing soft blockages in small diameter pipes
- Not for roots

CABLE CAPACITY

CABLE DIAMETER	PIPE DIAMETER					
	1-1/4"	1-1/2"	2"	2-1/2"	3"	4"
1/4" Inner Core	✓	✓	✓			
5/16" Inner Core	✓	✓	✓	✓		
3/8" Inner Core			✓	✓	✓	
1/2" Inner Core					✓	✓
5/8" Open Wind	✓	✓	✓	✓	✓	

(Not for Roots)

**COMPATIBLE WITH MILWAUKEE® AND OTHER
PROFESSIONAL BRAND DRAIN CLEANING TOOLS**

M12

TRAP

SNAKE

6' TOILET AUGER & 4' URINAL AUGER

2576, 2574

BEST CLEARING, COMPLETE CONTROL

The M12™ TRAPSNAKE™ 6' Toilet Auger and 4' Urinal Auger are the first powered augers designed for porcelain fixtures. These tools deliver power and speed to work through tough clogs in tight traps. Electronics control RPM and maximum torque output to protect porcelain fixtures and allow users to feel when engaged with a blockage. All TRAPSNAKE™ Augers feature a number of industry firsts including a telescoping cable lock, a fixed rubber boot for maximum porcelain protection and replaceable cables to maximize the life of the tool.



6' Toilet Auger

4' Urinal Auger

THE INTERCHANGEABLE,
POWERED AUGER SYSTEM


ONE SYSTEM FOR TOILETS,
URINALS & FLOOR TRAPS



Select your extension.



Choose your power source.



Industry's first replaceable cables.

IDEAL USE
1-1/4" – 4"
DRAIN LINES



TOILETS



FLOOR
TRAPS



URINALS



FLOOR
TRAPS



ONE SYSTEM FOR TOILETS,
URINALS & FLOOR TRAPS

- Can be used with hand crank or M12™ TRAPSNAKE™ Driver
- Easily change powered driver between toilet and urinal augers



MANEUVERS TRAPS FASTER.
PROTECTS PORCELAIN.

- Optimized powered driver protects fixture with 75% less torque*
- Fixed rubber boot protects porcelain fixtures from scratching

*Versus Average 18V Drill



TELESCOPING CABLE LOCK

- Holds cable in place while telescoping cable
- Easiest extension beyond the fixture

SPECIFICATIONS

DESCRIPTION	M12™ TRAPSNAKE™ 6' TOILET AUGER	TRAPSNAKE™ 6' TOILET AUGER	M12™ TRAPSNAKE™ 4' URINAL AUGER	TRAPSNAKE™ 4' URINAL AUGER
RPM	0 – 500	Manual	0 – 500	Manual
Cable Lock	Yes	Yes	Yes	Yes
Cable Length	6'	6'	4'	4'
Cable Diameter	1/2"	1/2"	3/8"	3/8"
Cable Head	Retriever Bulb	Retriever Bulb	Bulb	Bulb
Replacement Cables	Available	Available	Available	Available
Weight	9 lbs	7.5 lbs	6.4 lbs	4.5 lbs

Carrying cases also available. See page 30 for available kit options.

M12

DRAIN SNAKE
FOR 1/4" - 5/16" CABLES

2571

The MILWAUKEE® M12™ Drain Snake is the most portable powered solution on the market. Running off of the M12™ Battery Platform, the Drain Snake provides instant setup and power to run 25' of cable without bogging down, clearing up to 2-1/2" drain lines. Its unique, hybrid design provides users with the benefits of both handheld and floor based drain cleaners in one machine. The tool's fixed drum shield with flat base protects users and fixtures while providing maximum tool support for easy cable feed.



INSTANT SETUP.
NO CALL BACKS.

EASIEST MANUAL CABLE FEED



Flat base frees up second hand to feed cable.

PROTECT USER & FIXTURE



Drum shield contains spinning drum during use.

SMALLEST, LIGHTEST WITH
CORDLESS MOBILITY



Eliminate cords in wet environments.

IDEAL USE
1-1/4" - 2-1/2"
DRAIN LINES



BATHTUBS
& SHOWERS



SINKS



TRANSPORTATION
SIMPLIFIED

- Contain the mess on and off the call with 5 gallon drain snake storage bucket

Slide Action
Cable Lock

Lock and release cable in one quick movement

Drum Shield

Protects user and fixture from spinning drum

NO
BOGGING
DOWN

Powerful motor:
0 - 500 RPM

Flat Base

Provides stability while snaking for easier cable feed

Power Cable
Spin Trigger

Rips through clogs easier

SPECIFICATIONS

DESCRIPTION	SPECIFICATIONS
Drain Line Capacity	25'
Recommended Pipe Sizes	1-1/4" - 2-1/2"
Drum Capacity	1/4" x 25'
	(1-1/4" - 2" Pipe Sizes)
	5/16" x 25'
	(1-1/4" - 2-1/2" Pipe Sizes)

DESCRIPTION	SPECIFICATIONS
Feed Type	Manual
Weight Without Cable	6.5 lbs
Speed Control	0 - 500 RPM
LED Light	Yes

M18 FUEL™

DRAIN SNAKE w/ CABLE DRIVE™

FOR 5/16" – 3/8" CABLES

2772

M18 FUEL™ is engineered for the most demanding tradesmen in the world. Delivering unrivaled performance in a compact structure, all M18 FUEL™ products feature three MILWAUKEE® exclusive innovations — the POWERSTATE™ Brushless Motor, REDLINK PLUS™ Intelligence Hardware and Software — that deliver unmatched power, run-time and durability. Simply put, the M18 FUEL™ Drain Snake provides the user the ability to clear the toughest clogs up to 50' out to get on and off the job easily with little mess.



IDEAL USE
1-1/4" – 3"
DRAIN LINES



BATHTUBS
& SHOWERS



BATHROOM
& KITCHEN
SINKS



CABLE DRIVE™ LOCKING FEED SYSTEM

AUTOMATIC FEED & RETRACT

- Pull forward and twist to adjust speed
- Eliminates accidental locking during automatic feed

CLEARING CLOG

- Pull back and twist to lock
- Best cable grip to work the clog



TRANSPORTATION SIMPLIFIED

- Contains the mess on and off the call with dedicated drain snake storage bucket

2X
POWER
THAN CORDED

CABLE DRIVE™
LOCKING FEED SYSTEM

ZERO DRUM
CONTACT



MAXIMUM POWER
50' DOWN THE LINE



STRONGEST CABLE GRIP,
REGARDLESS OF
CABLE DIAMETER



FULLY ENCLOSED DRUM,
CONTAIN THE MESS &
PROTECT THE FIXTURE

SPECIFICATIONS

DESCRIPTION	SPECIFICATIONS
Drain Line Capacity	50'
Recommended Pipe Sizes	1-1/4" – 3"
Drum Capacity	1/4" x 50' (1-1/4" – 2" Pipe Sizes) 5/16" x 50' (1-1/4" – 2-1/2" Pipe Sizes) 3/8" x 35' (2" – 3" Pipe Sizes)
Feed Type	Automatic

DESCRIPTION	SPECIFICATIONS
Powered Cable Feed/Retract	Yes, CABLE DRIVE™
Cable Lock	Yes, Twist Lock
Feed Lock	Yes, Twist Lock
Variable Spin Speed	0 – 600 RPM
Variable Feed Speed	0" – 8" Per Second
LED Light	Yes
Length / Weight <small>Without Cable</small>	19.5" / 9.8 lbs

M18 FUEL

SWITCH PACK™ SECTIONAL DRUM MACHINE
FOR 5/16" – 5/8" CABLES

2775

M18 FUEL™ is engineered for the most demanding tradesmen in the world. Delivering unrivaled performance in a compact structure, all M18 FUEL™ products feature three MILWAUKEE® exclusive innovations — the POWERSTATE™ Brushless Motor, REDLITHIUM™ Battery Pack and REDLINK PLUS™ Intelligence Hardware and Software — that deliver unmatched power, run-time and durability. Simply put, the M18 FUEL™ SWITCH PACK™ Sectional Drum System provides the user the ability to clear the toughest clogs up to 100' out in 4" drains.



M12 AIRSNAKE™ DRAIN CLEANING AIR GUN

2572

The M12™ AIRSNAKE™ Drain Cleaning Air Gun is the industry's first drain cleaning machine designed to clear through drain covers and traps with powered air. Built for 1" – 4" drain lines, the M12™ AIRSNAKE™ flushes water through pipes and maintains power past vent stacks and tees to clear up to 35', while the variable pressure dial allows for control on delicate pipe systems. With the ability to work over sinks and eliminate retrieval mess, the M12™ AIRSNAKE™ allows Drain Professionals, Plumbers and Facility Maintenance to work faster when clearing clogs.



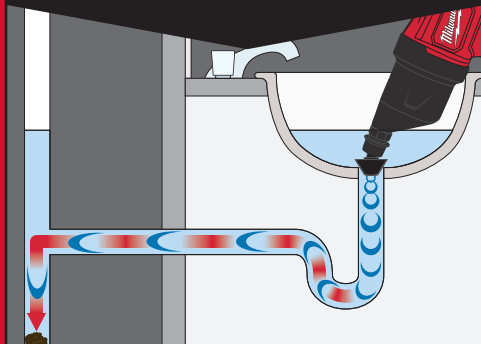
THE POWERED-AIR, PIPE CLEARING SOLUTION

CLEAR THROUGH DRAIN COVERS & TRAPS



No disassembly of fixtures for faster setup.

INSTANTLY REACH CLOGS 35' OUT



Compressed air hits water. Kinetic energy moves water to clear blockage, bypassing vent stacks.

REMOVES GREASE & SLUDGE FROM PIPE WALLS



Best for slow drains and grease clogs.

IDEAL USE
1" – 4"
DRAIN LINES



TOILETS



BATHTUBS
& SHOWERS



BATHROOM
& KITCHEN
SINKS



VARIABLE PRESSURE DIAL

- Delivers precise pressure for control on delicate pipe systems
- Adjustable between 0 – 50 PSI

ATTACHMENTS

Optimized attachments for multiple applications

TOILET SEAL & 10" EXTENSION



1" – 3" DRAIN PLUGS



UNIVERSAL DRAIN SHROUD



SPECIFICATIONS

DESCRIPTION	SPECIFICATIONS
Recommended Pipe Sizes	1" – 4"
PSI	0 – 50
Variable Pressure Dial	Yes
Automatic Pressure Loading	Yes

DESCRIPTION	SPECIFICATIONS
Clearing Distance	35'
LED Work Light	Yes
Length / Weight	20.9" / 7.1 lbs




SEWER DRUM MACHINE w/ POWERTREDZ™ FOR 5/8" – 3/4" CABLES

MXF501

The MX FUEL™ Equipment System revolutionizes the light equipment market by delivering the performance, run-time, and durability for the most demanding tradesmen in the world. Going beyond the limitations of gasoline and power-cord units, all MX FUEL™ Equipment features three MILWAUKEE® exclusive innovations – the POWERSTATE™ Brushless Motor, REDLITHIUM™ Battery Pack and REDLINK PLUS™ Intelligence Hardware and Software – that deliver unmatched power, run-time and durability. Simply put, the MX FUEL™ Sewer Drum Machine w/ POWERTREDZ™ allows for one-person transportation of the machine and has the power to clear roots up to 200' out while providing the best protection against the mess.

1 REDLITHIUM™ BATTERY PACK



2 REDLINK PLUS™ INTELLIGENCE



3 POWERSTATE™ BRUSHLESS MOTOR



**POWERTREDZ™
LIFT ASSIST**

**POWER
TO CLEAR
ROOTS AT 200'**

**MESS
CONTAINED**



ONE PERSON
TRANSPORTATION



FULL POWER AT
MAX MACHINE CAPACITY



BEST PROTECTION
AGAINST THE MESS

IDEAL USE
3" – 8"
DRAIN LINES



SEWER
LATERAL
LINES

POWERTREDZ™ LIFT ASSIST

1. Grasp transport handle with two hands
2. Tilt machine back at 60° angle
3. Pull trigger
4. Pull up on the handle while treads are in motion to guide machine, counterbalance the machine to maintain 60° angle

Best practice – Move one step at a time.
For more information read operators manual.



CABLE DRIVE™ AUTOMATIC FEED & RETRACT



- 1 **CABLE DRIVE™ LEVER**
Ratcheting lever to engage bearing to clamp down on cable
- 2 **CABLE DRIVE™ FEED HANDLE**
Automatically feeds or retracts the cable
- 3 **RAPID STOP™ RELEASE**
Release of CABLE DRIVE™ bearings to quickly stop cable from feeding or retracting

SPECIFICATIONS

DESCRIPTION	SPECIFICATIONS
Drain Line Capacity	200'
Drum Capacity	100'
Cable Capacity	5/8" (3" – 6" Pipe Sizes) 3/4" (4" – 8" Pipe Sizes)
Recommended Pipe Sizes	3" – 8"

DESCRIPTION	SPECIFICATIONS
Feed Type	Manual or Automatic
Cable Spin Speed	200 RPM
Length / Height	32.5" / 47"
Machine Weight Machine & Battery	125 lbs



SEWER DRUM MACHINE FOR 5/8" - 3/4" CABLES

MXF500

The MX FUEL™ Equipment System revolutionizes the light equipment market by delivering the performance, run-time, and durability for the most demanding tradesmen in the world. Going beyond the limitations of gasoline and power-cord units, all MX FUEL™ Equipment features three MILWAUKEE® exclusive innovations – the POWERSTATE™ Brushless Motor, REDLITHIUM™ Battery Pack and REDLINK PLUS™ Intelligence Hardware and Software – that deliver unmatched power, run-time and durability. Simply put, the MX FUEL™ Sewer Drum Machine has the power to clear roots up to 200' out while providing the best protection against the mess.



**POWER
TO CLEAR
ROOTS AT 200'**

**MESS
CONTAINED**

**INSTANT
SET-UP**



FULL POWER AT
MAX MACHINE CAPACITY



BEST PROTECTION
AGAINST THE MESS



POWER THROUGH MULTIPLE
JOBS ON A SINGLE CHARGE

IDEAL USE
3" – 8"
DRAIN LINES



SEWER
LATERAL
LINES

CABLE DRIVE™ AUTOMATIC FEED & RETRACT



- 1 CABLE DRIVE™ LEVER**
Ratcheting lever to engage bearing to clamp down on cable
- 2 CABLE DRIVE™ FEED HANDLE**
Automatically feeds or retracts the cable
- 3 RAPID STOP™ RELEASE**
Release of CABLE DRIVE™ bearings to quickly stop cable from feeding or retracting



- 4 ENCLOSED DRUM**
Best protection against the mess
- 5 DRUM PLUG**
Easily remove water from the drum



SPECIFICATIONS

DESCRIPTION	SPECIFICATIONS
Drain Line Capacity	200'
Drum Capacity	100'
Cable Capacity	5/8" (3" – 6" Pipe Sizes) 3/4" (4" – 8" Pipe Sizes)
Recommended Pipe Sizes	3" – 8"

DESCRIPTION	SPECIFICATIONS
Feed Type	Manual or Automatic
Cable Spin Speed	200 RPM
Length / Height	32.5" / 47"
Machine Weight Machine & Battery	110 lbs

M18 FUEL
SECTIONAL MACHINE
FOR 5/8" & 7/8" CABLES
2818

M18 FUEL™ is engineered for the most demanding tradesmen in the world. Delivering unrivaled performance in a compact structure, all M18 FUEL™ products feature three MILWAUKEE® exclusive innovations — the POWERSTATE™ Brushless Motor, REDLITHIUM™ Battery Pack and REDLINK PLUS™ Intelligence Hardware and Software — that deliver unmatched power, run-time and durability. Simply put, the M18 FUEL™ Sectional Machine has the power to clear the toughest blockages out to 150', while seamlessly transitioning between rooftops, outdoor cleanouts and indoor jobs.



MORE
POWER
THAN CORDED

MULTIPLE JOBS,
ONE CHARGE

LIGHTEST,
MOST PORTABLE



LESS BOG DOWN UNDER
LOAD OUT TO 150'



UP TO 40 MINUTES OF
CLOG CLEARING RUN-TIME



EASIEST TRANSPORT,
FEWER TRIPS

IDEAL USE
1-1/4" – 6"
DRAIN LINES



BATHTUBS
& SHOWERS



BATHROOM
& KITCHEN
SINKS



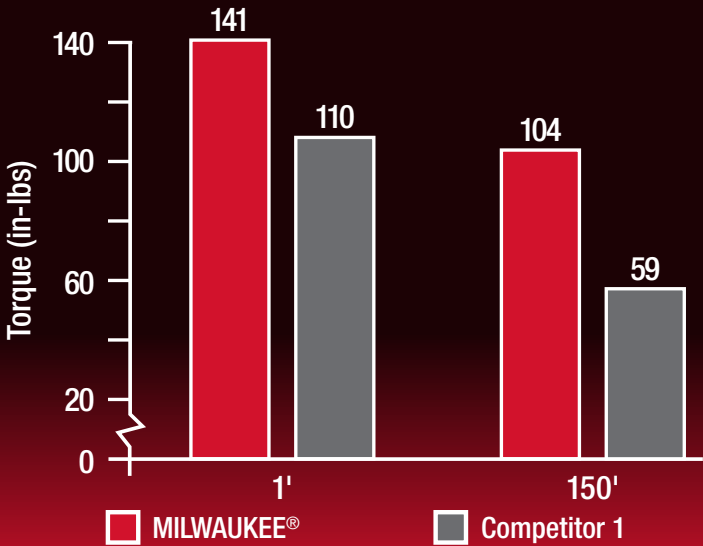
SMALL TO
MEDIUM
DRAIN LINES



ROOFSTACKS



SEWER
LATERAL
LINES



MORE POWER
THAN CORDED

- Over 50% more power at max distance (150')
- Maintains higher torque and RPM in tough blockages
- Power through heavy roots 150' out



MULTIPLE JOBS,
ONE CHARGE



1 CHARGE

=

45'
OF HEAVY
CORROSION

OR

40
HEAVY
GREASE CLOGS

SPECIFICATIONS

DESCRIPTION	SPECIFICATIONS
Max Drain Line Capacity	150'
Recommended Pipe Sizes	1-1/4" – 6"
Cable Capacity	5/8" (1-1/4" – 2" Pipe Sizes) 7/8" (2" – 6" Pipe Sizes)

DESCRIPTION	SPECIFICATIONS
Feed Type	Manual
Cable Spin Speed	650 RPM
Length / Height	14.75" / 15.1"
Tool Weight Tool-Only	27.3 lbs

M18 FUEL™ SEWER SECTIONAL MACHINE w/ CABLE DRIVE™ FOR 7/8" & 1-1/4" CABLES

2871

M18 FUEL™ is engineered for the most demanding tradesmen in the world. Delivering unrivaled performance in a compact structure, all M18 FUEL™ products feature three MILWAUKEE® exclusive innovations — the POWERSTATE™ Brushless Motor, REDLITHIUM™ Battery Pack and REDLINK PLUS™ Intelligence Hardware and Software — that deliver unmatched power, run-time and durability. Simply put, the M18 FUEL™ Sewer Sectional Machine w/ CABLE DRIVE™ can power through the toughest sewer line blockages.



**POWER
TO CLEAR
ROOTS AT 200'**

**CABLEDRIVE™
AUTOMATIC
FEED & RETRACT**

**EASIEST
SET-UP
& TRANSPORT**



IDEAL USE
2" – 8"
DRAIN LINES



**CABLE DRIVE™
AUTOMATIC
FEED & RETRACT**

- Reduces fatigue by eliminating the need to manually pull back cable from the pipe



**TRANSPORTATION
SIMPLIFIED**

- M18™ REDLITHIUM™ Battery Pack provides instant set-up
- Telescoping handle and wheels allow for easy transportation
- Enclosed cable containers contain the mess of used cables

SPECIFICATIONS

DESCRIPTION	SPECIFICATIONS
Max Drain Line Capacity	200'
Recommended Pipe Sizes	2" – 8"
Cable Capacity	7/8" (2" – 6" Pipe Sizes) 1-1/4" (3" – 8" Pipe Sizes)

DESCRIPTION	SPECIFICATIONS
Feed Type	Manual or Automatic
Cable Spin Speed	700 RPM
Length / Height	35" / 23"
Tool Weight with Battery	74 lbs

M18

MODULAR PIPELINE INSPECTION SYSTEM

2973, 2974, 2971


**CLEAREST IMAGE.
EASIEST INSPECTIONS.**



INDUSTRY'S CLEAREST IMAGE

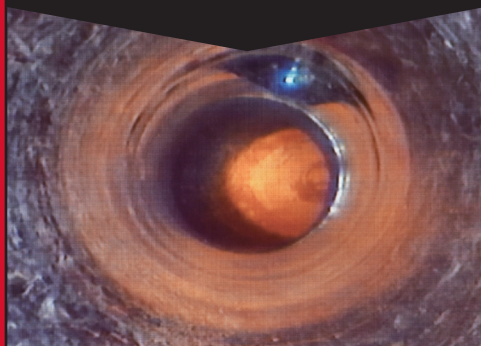
Enhance what you can see in sewer drain lines. Capture with the industries highest resolution camera, highlighting even the smallest imperfections in pipes. Digitally pan and zoom to narrow in on the point of interest. Optimize light output no matter the pipe material being inspected to illuminate farther down the line.

CAPTURES 1080p



Highest resolution during live streaming, picture and video.

4X DIGITAL ZOOM



Pan and tilt to focus in on point of interest.

OPTIMAL LIGHT OUTPUT



16 High intensity LEDs provides better visibility down the pipe.

EASIEST INSPECTIONS

CAPTURE



- Save HD images and video recordings to M18™ 500 GB Control Hub

CREATE



OR



- Add or remove audio
- Attach preset or custom labels
- Trim recording length

SHARE



OR



- Download large files to USB to share recordings
- Send saved recordings faster directly from mobile device

UNMATCHED VERSATILITY



SWAP HUB BETWEEN REELS

- Expand inspection line-up; compatible with 120' and 200' Pipeline Inspection Reels
- Store, organize and share recordings from M18™ 500 GB Control Hub

INTERNAL BATTERY FOR HOT SWAP

- Maintain live video when swapping M18™ REDLITHIUM™ Batteries
- Never lose a recording

LINE TRACE

- Energize push cable to easily locate camera head
- Locate and map out sewer lines



IDEAL USE
2" – 6"
DRAIN LINES



SEWER
LATERAL
LINES

IDEAL USE
3" – 10"
DRAIN LINES



SEWER
LATERAL
LINES

M18

120' PIPELINE INSPECTION SYSTEM

2973



BACK

M18


200' PIPELINE INSPECTION SYSTEM

2974



BACK

25 mm HD SELF-LEVELING
CAMERA HEAD




BACKPACK STRAPS FOR
HANDS-FREE CARRYING



2" - 6" LINE CAPACITY



34 mm HD SELF-LEVELING
CAMERA HEAD



EXTENSION HANDLE &
WIDE WHEELBASE FOR
MAXIMUM STABILITY



3" - 10" LINE CAPACITY



SPECIFICATIONS

DESCRIPTION	SPECIFICATIONS
Push Cable Length	120'
Drain Line Capacity	2" – 6"
Push Cable Diameter	10 mm
Camera Size	25 mm
Camera Resolution	1080p
Camera Head Ingress Protection	IP67

DESCRIPTION	SPECIFICATIONS
Video Display	M18™ Wireless Monitor or MILWAUKEE® Pipeline Inspection App
Video Connection	Wireless/USB-C
Internal Storage	500 GB
Sonde Frequency	512Hz, 640Hz, 33kHz
Line Trace Frequency	33kHz, 83kHz

SPECIFICATIONS

DESCRIPTION	SPECIFICATIONS
Push Cable Length	200'
Drain Line Capacity	3" – 10"
Push Cable Diameter	12 mm
Camera Size	34 mm
Camera Resolution	1080p
Camera Head Ingress Protection	IP67

DESCRIPTION	SPECIFICATIONS
Video Display	M18™ Wireless Monitor or MILWAUKEE® Pipeline Inspection App
Video Connection	Wireless/USB-C
Internal Storage	500 GB
Sonde Frequency	512Hz, 640Hz, 33kHz
Line Trace Frequency	33kHz, 83kHz

M18™ MODULAR PIPELINE INSPECTION SYSTEM
VIEWING OPTIONS

PIPELINE
INSPECTION APP



FEATURES

- Wireless Connectivity up to 200'
- Ability to zoom, pan and adjust LED brightness
- Trim video lengths for easier sharing
- Save directly to device or USB stick
- Access recordings stored on M18™ 500 GB Control Hub

M18
WIRELESS MONITOR

2971



SPECIFICATIONS

DESCRIPTION	SPECIFICATIONS
Screen Size	8"
Resolution	800 x 600
Weight	4 lbs
Wireless Range	200'

CONNECT
WIRELESSLY
UP TO 200'

- Connect to multiple devices at one time
- Bring findings to the customer

M12

PIPELINE LOCATOR

2580

The M12™ Pipeline Locator provides the most intuitive plumbing locating experience, simplifying the process of pinpointing sewer camera sondes and tracing underground sewer lines. A directional arrow appears on screen upon startup, immediately pointing in the direction of the sonde and eliminating the need to guess and check which direction to start. Two omni-directional antennas filter out false peak readings and increase both sensitivity and precision, making it easier to locate than ever before. Featuring a 4.3" color LCD display, the locator simplifies navigation and provides a clear on-screen image even in direct sunlight. The M12™ Pipeline Locator provides drain technicians a simplified locating experience all while giving the confidence to find the point of interest.



SIMPLEST
LOCATING EXPERIENCE



SPECIFICATIONS

DESCRIPTION	SPECIFICATIONS
Sonde Frequency	512Hz, 640Hz, 8,192kHz, 33kHz, 83kHz
Line Trace Frequency	33kHz, 83kHz
Power Frequency	50Hz, 60Hz

DESCRIPTION	SPECIFICATIONS
Radio Frequency	10kHz – 22.7kHz Bandwidth
Screen Size	4.3"
IP Rating	IP65

TRAPSSNAKE™ PORCELAIN AUGER SYSTEM



M12™ TRAPSSNAKE™ 6' Toilet Auger (Tool-Only)
2576-20
Includes: 2576-20 TRAPSSNAKE™ 6' Toilet Auger, M12™ TRAPSSNAKE™ Driver, Cable



M12™ TRAPSSNAKE™ 6' Toilet Auger Kit
2576-21
Includes: 2576-20 TRAPSSNAKE™ 6' Toilet Auger, M12™ TRAPSSNAKE™ Driver, Cable, (1) M12™ REDLITHIUM™ CP1.5 Battery Pack, M12™ Charger



TRAPSSNAKE™ 6' Toilet Auger
49-16-2576
Includes: 49-16-2576 TRAPSSNAKE™ 6' Toilet Auger, TRAPSSNAKE™ Auger Handle, Cable



M12™ TRAPSSNAKE™ 4' Urinal Auger (Tool-Only)
2574-20
Includes: 2574-20 TRAPSSNAKE™ 4' Urinal Auger, M12™ TRAPSSNAKE™ Driver, Cable



M12™ TRAPSSNAKE™ 4' Urinal Auger Kit
2574-21
Includes: 2574-20 TRAPSSNAKE™ 4' Urinal Auger, M12™ TRAPSSNAKE™ Driver, Cable, (1) M12™ REDLITHIUM™ CP1.5 Battery Pack, M12™ Charger



TRAPSSNAKE™ 4' Urinal Auger
49-16-2574
Includes: 49-16-2574 TRAPSSNAKE™ 4' Urinal Auger, TRAPSSNAKE™ Auger Handle, Cable



M12™ TRAPSSNAKE™ 2-Tool Combo Kit
2577-21
Includes: 2576-20 TRAPSSNAKE™ 6' Toilet Auger, 2574-20 TRAPSSNAKE™ 4' Urinal Auger, M12™ TRAPSSNAKE™ Driver, Cables, (1) M12™ REDLITHIUM™ CP1.5 Battery Pack, M12™ Charger



M12™ TRAPSSNAKE™ Driver Upgrade Kit
2575-21
Includes: 2575-20 M12™ TRAPSSNAKE™ Driver, (1) M12™ REDLITHIUM™ CP1.5 Battery Pack, M12™ Charger



TRAPSSNAKE™ Toilet Auger Case
48-22-2576



TRAPSSNAKE™ Urinal Auger Case
48-22-2577



M12™ DRAIN SNAKE



M12™ Drain Snake with 5/16" Cable (Tool-Only)
2571-20
Includes: 2571-20 M12™ Drain Snake, 5/16" x 25' Inner Core Bulb Head Cable with Inner Drum, 5 Gallon Drain Snake Storage Bucket



M12™ Drain Snake Kit with 5/16" Cable
2571-21
Includes: 2571-20 M12™ Drain Snake, 5/16" x 25' Inner Core Bulb Head Cable with Inner Drum, (1) M12™ REDLITHIUM™ CP1.5 Battery Pack, M12™ Charger, 5 Gallon Drain Snake Storage Bucket



M18 FUEL™ DRAIN SNAKE w/ CABLE DRIVE™



M18 FUEL™ Drain Snake w/ CABLE DRIVE™ with 5/16" Cable (Tool-Only)
2772A-20
Includes: 2772-20 M18 FUEL™ Drain Snake, 5/16" x 35' Inner Core Bulb Head Cable w/ RUST GUARD™ Plating



M18 FUEL™ Drain Snake w/ CABLE DRIVE™ Kit with 5/16" Cable
2772A-21
Includes: 2772-20 M18 FUEL™ Drain Snake and 5/16" x 35' Inner Core Bulb Head Cable w/ RUST GUARD™ Plating, (1) M18™ REDLITHIUM™ CP2.0 Battery Pack, M18™ and M12™ Multi-Voltage Charger, Storage Bucket



M18 FUEL™ Drain Snake w/ CABLE DRIVE™ Kit with 1/4" & 3/8" Cables
2772B-21XC
Includes: 2772-20 M18 FUEL™ Drain Snake and 1/4" x 35' Inner Core Bulb Head Cable w/ RUST GUARD™ Plating, 3/8" x 35' Inner Core Coupling Cable w/ RUST GUARD™ Plating, Small Bulb Head, Small Drop Head, 1" Spade Bit, 1" C-Cutter, Pin Key, (1) M18™ REDLITHIUM™ XC5.0 Battery Pack, M18™ and M12™ Multi-Voltage Charger, Storage Bucket



M18 FUEL™ SWITCH PACK™ SECTIONAL DRUM SYSTEM



M18 FUEL™ SWITCH PACK™ Sectional Drum Machine Kit for 5/16" – 5/8" Cables
2775-211
Includes: 2775-20 M18 FUEL™ SWITCH PACK™ Powered Base, SWITCH PACK™ Drum w/ Anchor Cable, (1) M18™ REDLITHIUM™ XC5.0 Battery Pack, M18™ and M12™ Multi-Voltage Charger



M18 FUEL™ SWITCH PACK™ Sectional Drum Machine Kit with 5/16" Cable
2775A-211
Includes: 2775-20 M18 FUEL™ SWITCH PACK™ Powered Base, SWITCH PACK™ Drum w/ Anchor Cable, 5/16" x 75' Inner Core Drop Head Cable w/ RUST GUARD™ Plating, (1) M18™ REDLITHIUM™ XC5.0 Battery Pack, M18™ and M12™ Multi-Voltage Charger



M18 FUEL™ SWITCH PACK™ Sectional Drum Machine Kit with 3/8" Cable
2775B-211
Includes: 2775-20 M18 FUEL™ SWITCH PACK™ Powered Base, SWITCH PACK™ Drum w/ Anchor Cable, 3/8" x 50' Inner Core Coupling Cable w/ RUST GUARD™ Plating, 1-1/2" Spade Bit, 1-1/2" C-Cutter, Medium Funnel, Medium Drop Head, Pin Key, (1) M18™ REDLITHIUM™ XC5.0 Battery Pack, M18™ and M12™ Multi-Voltage Charger



M18 FUEL™ SWITCH PACK™ Sectional Drum Machine Kit with 1/2" Cable
2775C-222
Includes: 2775-20 M18 FUEL™ SWITCH PACK™ Powered Base, (2) SWITCH PACK™ Drums w/ Anchor Cables, (2) 1/2" x 50' Inner Core Coupling Cables w/ RUST GUARD™ Plating, 1-1/2" Spade Bit, 1-1/2" C-Cutter, Medium Funnel, Medium Drop Head, Pin Key, (2) M18™ REDLITHIUM™ XC5.0 Battery Packs, M18™ and M12™ Multi-Voltage Charger



M18 FUEL™ SWITCH PACK™ Sectional Drum Machine Kit with 5/8" Open Wind Cable
2775E-211
Includes: 2775-20 M18 FUEL™ SWITCH PACK™ Powered Base, SWITCH PACK™ Drum w/ Anchor Cable, 5/8" x 50' Open Wind Coupling Cable w/ RUST GUARD™ Plating, 1-1/2" Spade Bit, 1-1/2" C-Cutter, Medium Funnel, Medium Drop Head, Pin Key, (1) M18™ REDLITHIUM™ XC5.0 Battery Pack, M18™ and M12™ Multi-Voltage Charger



SWITCH PACK™ Drum w/ Anchor Cable
47-53-2775



CABLE DRIVE™ Assembly
47-53-2774



Mounting Plate
47-53-2773



Guide Hose
47-53-2776



See page 34 – 35 for compatible cables and accessories.

M12™ AIRSNAKE™ DRAIN CLEANING AIR GUN



M12™ AIRSNAKE™ Drain Cleaning Air Gun
2572B-20

Includes: 2572-20 M12™ AIRSNAKE™, (3) Drain Plug Attachments (1" – 2", 2" – 3", 3" – 4"), Drain Shroud Attachment, Toilet Seal Attachment, 10" Extension, (3) Straight Connectors, 15° Offset Connector, Carrying Case



M12™ AIRSNAKE™ Drain Cleaning Air Gun Kit
2572B-21

Includes: 2572-20 M12™ AIRSNAKE™, (3) Drain Plug Attachments (1" – 2", 2" – 3", 3" – 4"), Drain Shroud Attachment, Toilet Seal Attachment, 10" Extension, (3) Straight Connectors, 15° Offset Connector, (1) M12™ REDLITHIUM™ CP2.0 Battery Pack, M12™ Charger, Carrying Case



MX FUEL™ SEWER DRUM MACHINE



MX FUEL™ Sewer Drum Machine Kit for 5/8" – 3/4" Cables
MXF500-1CP

Includes: MXF500-0 MX FUEL™ Sewer Drum Machine, (1) MX FUEL™ REDLITHIUM™ CP203 Battery Pack, MX FUEL™ Charger, 3/4" Anchor Cable



MX FUEL™ Sewer Drum Machine w/ POWERTREDZ™ Kit for 5/8" – 3/4" Cables
MXF501-1CP

Includes: MXF501-0 MX FUEL™ Sewer Drum Machine w/ POWERTREDZ™, (1) MX FUEL™ REDLITHIUM™ CP203 Battery Pack, MX FUEL™ Charger, 3/4" Anchor Cable



Load Wheel
47-53-5002



Guide Hose
47-53-5001



Anchor Adapter for General® Machines
48-53-3001

Anchor Adapter for Ridgid® or Spartan® Machines
48-53-3002

Anchor Adapter for MX FUEL™ to Connect to Ridgid® Cable
48-53-3003

M18 FUEL™ SECTIONAL MACHINE



M18 FUEL™ Sectional Machine Kit for 5/8" & 7/8" Cables
2818-21

Includes: 2818-20 M18 FUEL™ Sectional Machine, Large Rear Guide Hose, Carry Strap, (1) M18™ REDLITHIUM™ HIGH OUTPUT™ HD12.0 Battery Pack, M18™ and M12™ Rapid Charger



M18 FUEL™ Sectional Machine Kit with 7/8" Cable
2818A-21

Includes: 2818-20 M18 FUEL™ Sectional Machine, Large Rear Guide Hose, Medium Cable Container, (5) 7/8" x 15' All-Purpose Open Wind Cables, Carry Strap, 2" Opening Tool, 3" Opening Tool, 2" Root Cutter, 3" Root Cutter, Flexible Funnel Auger, Flexible Straight Auger, 3" Grease Cutter, Pin Key, Accessory Case, (1) M18™ REDLITHIUM™ HIGH OUTPUT™ HD12.0 Battery Pack, M18™ and M12™ Rapid Charger



M18 FUEL™ Sectional Machine Kit with 5/8" Cable
2818B-21

Includes: 2818-20 M18 FUEL™ Sectional Machine, Small Rear Guide Hose, Small Cable Container, (6) 5/8" x 7-1/2' All-Purpose Open Wind Cables, Carry Strap, 1-1/4" Opening Tool, 1-1/2" Opening Tool, Drop Head Bulb Auger, Drop Head Straight Auger, Funnel Auger, Pin Key, Accessory Case, (1) M18™ REDLITHIUM™ HIGH OUTPUT™ HD12.0 Battery Pack, M18™ and M12™ Rapid Charger



Small Rear Guide Hose
47-53-2874



Large Rear Guide Hose
47-53-2873



Small Cable Container
47-53-2869



Medium Cable Container
47-53-2870



Carry Strap
48-08-0555

M18 FUEL™ SEWER SECTIONAL MACHINE



M18 FUEL™ Sewer Sectional Machine Kit w/ CABLE DRIVE™ for 7/8" & 1-1/4" Cables
2871-22

Includes: 2871-20 M18 FUEL™ Sewer Sectional Machine w/ CABLE DRIVE™, (2) M18™ REDLITHIUM™ HIGH OUTPUT™ HD12.0 Battery Packs, Rear Guide Hose, M18™ and M12™ Rapid Charger



M18 FUEL™ Sewer Sectional Machine Kit w/ CABLE DRIVE™ with 1-1/4" Cable
2871A-22

Includes: 2871-20 M18 FUEL™ Sewer Sectional Machine w/ CABLE DRIVE™, (2) M18™ REDLITHIUM™ HIGH OUTPUT™ HD12.0 Battery Packs, Rear Guide Hose, (7) 1-1/4" x 15' All-Purpose Open Wind Cables, (2) Large Cable Containers, Straight Auger, Funnel Auger, 3" Opening Tool, 4" Opening Tool, 3" Grease Cutter, 3" Root Cutter, 4" Root Cutter, Pin Key, Accessory Case, M18™ and M12™ Rapid Charger



Large Cable Container
47-53-2871















Rear Guide Hose
47-53-2872



See page 34 – 35 for compatible cables and accessories.

HEAD ATTACHMENTS

Drop Head Straight Auger		Used for All-Purpose Cleaning and to Retrieve Parts of the Blockages
Drop Head Bulb Auger		All-Purpose Cleaning and Retrieval of Lost Objects
Funnel Head		Retrieval of Lost Objects and Broken Cables
Straight Auger		Used to Retrieve Part of the Blockage
Funnel Auger		Retrieval of Lost Objects and Broken Cables
Spade Bit		Breaks Up and Clears Solid Blockages
C-Cutter		Scrapes Grease and Sludge From Pipe Walls
Opening Tool		Breaks Up Solid Blockages and Scales Down Build Up
Grease Cutter		Breaks Up Grease
Root Cutter		Cuts Through Roots
Pin Key		Release Interlocking Cable Connectors and Cable Head Attachments
Head Attachment Case 48-53-2839		Store Cable Head Attachments

	LINE SIZE	CABLE DIAMETER	MODEL #	DESCRIPTION	COMPATIBLE WITH	HEAD ATTACHMENTS w/ RUST GUARD™ PLATING			
AUGER CABLES	1-1/4" – 2"	3/8"	48-53-2577	3/8" x 6' Bulb Head TRAPSSNAKE™ Urinal	TRAPSSNAKE™ 4' Urinal Auger 2574, 49-16-2574	N/A			
	2" – 4"	1/2"	48-53-2576	1/2" x 4' Bulb Head TRAPSSNAKE™ Toilet	TRAPSSNAKE™ 6' Toilet Auger 2576, 49-16-2576	N/A			
HANDHELD MACHINE CABLES	1-1/4" – 2"	1/4"	48-53-2563	1/4" x 25' Inner Core Bulb Head w/ RUST GUARD™	M12™ Drain Snake – 2571	N/A			
			48-53-2564	1/4" x 25' Inner Core Drop Head w/ RUST GUARD™	M18 FUEL™ Drain Snake w/ CABLE DRIVE™ – 2772				
			48-53-2671	1/4" x 35' Inner Core Bulb Head w/ RUST GUARD™	M18 FUEL™ Drain Snake w/ CABLE DRIVE™ 2772				
			48-53-2672	1/4" x 50' Inner Core Bulb Head w/ RUST GUARD™					
	1-1/4" – 2-1/2"	5/16"	48-53-2561	5/16" x 25' Inner Core Bulb Head w/ RUST GUARD™	M12™ Drain Snake – 2571	N/A			
			48-53-2562	5/16" x 25' Inner Core Drop Head w/ RUST GUARD™	M18 FUEL™ Drain Snake w/ CABLE DRIVE™ – 2772				
			48-53-2673	5/16" x 35' Inner Core Bulb Head w/ RUST GUARD™	M18 FUEL™ Drain Snake w/ CABLE DRIVE™ – 2772				
			48-53-2674	5/16" x 50' Inner Core Bulb Head w/ RUST GUARD™					
	2" – 3"	3/8"	48-53-2676	3/8" x 25' Inner Core w/ RUST GUARD™	M18 FUEL™ Drain Snake w/ CABLE DRIVE™ 2772	48-53-2685	2" – 3" Head Attachment Kit	48-53-2681	Small Bulb Head
			48-53-2675	3/8" x 35' Inner Core w/ RUST GUARD™	48-53-2682			Small Drop Head	
DRUM MACHINE CABLES	1-1/4" – 2"	5/16"	48-53-2772	5/16" x 75' Inner Core Drop Head w/ RUST GUARD™	M18 FUEL™ SWITCH PACK™ Sectional Drum Machine 2775	N/A			
	1-1/4" – 3"	5/8"	48-53-2775	5/8" x 50' Flexible Open Wind w/ RUST GUARD™	M18 FUEL™ SWITCH PACK™ Sectional Drum Machine 2775	48-53-2685	2" – 3" Head Attachment Kit	48-53-2681	Small Bulb Head
								48-53-2682	Small Drop Head
								48-53-2683	1" Spade Bit
								48-53-2684	1" C-Cutter
	2" – 3"	3/8"	48-53-2773	3/8" x 50' Inner Core w/ RUST GUARD™	M18 FUEL™ SWITCH PACK™ Sectional Drum Machine 2775	48-53-2790	3" – 4" Head Attachment Kit	48-53-2786	Medium Funnel Head
								48-53-2787	Medium Drop Head
								48-53-2788	1-1/2" Spade Bit
								48-53-2789	1-1/2" C-Cutter
								48-53-2786	Medium Funnel Head
								48-53-2787	Medium Drop Head
								48-53-2788	1-1/2" Spade Bit
								48-53-2789	1-1/2" C-Cutter
								48-53-2830	Straight Auger
	SECTIONAL MACHINE CABLES	1-1/4" – 2"	5/8"	48-53-2680	5/8" x 7-1/2' All-Purpose	M18 FUEL™ Sectional Machine 2818	48-53-3820	1-1/4" – 2" Head Attachment Kit	48-53-2831
						48-53-3812			Drop Head Straight Auger
								48-53-3813	Funnel Auger
								48-53-3814	Opening Tool
								48-53-3815	1-1/2" Opening Tool
2" – 6"		7/8"	48-53-2852	7/8" x 15' All-Purpose	M18 FUEL™ Sectional Machine 2818	48-53-3839	2" – 4" Head Attachment Kit	48-53-3829	Flexible Straight Auger
								48-53-3828	Flexible Funnel Auger
								48-53-3827	2" Opening Tool
								48-53-3835	3" Opening Tool
								48-53-3825	2" Root Cutter
						48-53-3840	3" – 6" Head Attachment Kit	48-53-3832	3" Root Cutter
								48-53-3837	3" Grease Cutter
								48-53-3830	Straight Auger
								48-53-3831	Funnel Auger
								48-53-3832	3" Root Cutter
3" – 8"	1-1/4"	48-53-2851	1-1/4" x 15' All-Purpose	M18 FUEL™ Sewer Sectional Machine w/ CABLE DRIVE™ 2871	48-53-4840	3" – 8" Head Attachment Kit	48-53-3833	4" Root Cutter	
							48-53-3834	6" Root Cutter	
							48-53-3835	3" Opening Tool	
							48-53-3836	4" Opening Tool	
							48-53-3837	3" Grease Cutter	
		48-53-2854	1-1/4" x 15' Heavy Duty				48-53-3838	4" Grease Cutter	
							48-53-4831	Funnel Auger	
							48-53-4832	3" Root Cutter	
							48-53-4833	4" Root Cutter	
							48-53-4834	6" Root Cutter	
							48-53-4835	3" Opening Tool	
							48-53-4836	4" Opening Tool	
							48-53-4837	3" Grease Cutter	
							48-53-4838	4" Grease Cutter	

PIPELINE INSPECTION & LOCATING



M18™ 120' Pipeline Inspection System Kit
2973-22
Includes: 2973-20 120' Reel, (2) M18™ REDLITHIUM™ XC5.0 Battery Packs, M18™ 500 GB Control Hub, Tablet Mount, Small Camera Skid, Medium Camera Skid, Grounding Stake, Lead Clamp, M18™ and M12™ Rapid Charger



120' Pipeline Inspection Reel
2973-20
Includes: 2973-20 120' Reel, Small Camera Skid, Medium Camera Skid



M18™ 200' Pipeline Inspection System Kit
2974-22
Includes: 2974-20 200' Reel, (2) M18™ REDLITHIUM™ XC5.0 Battery Packs, M18™ 500 GB Control Hub, Tablet Mount, Small Camera Skid, Medium Camera Skid, Grounding Stake, Lead Clamp, M18™ and M12™ Rapid Charger



200' Pipeline Inspection Reel
2974-20
Includes: 2974-20 200' Reel, Small Camera Skid, Medium Camera Skid



M18™ 500 GB Control Hub (Tool-Only)
2970-20



M18™ Wireless Monitor (Tool-Only)
2971-20
Includes: USB-C Cable



Tablet Mount
48-53-2970
Includes: Adhesive Metal Plate



M12™ Pipeline Locator Kit
2580-21
Includes: (1) M12™ REDLITHIUM™ CP1.5 Battery Pack, M12™ Charger, Carrying Case

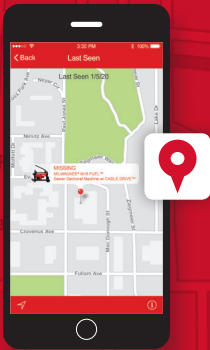


ONEKEY

UNLOCKING THE DIGITAL JOBSITE.™



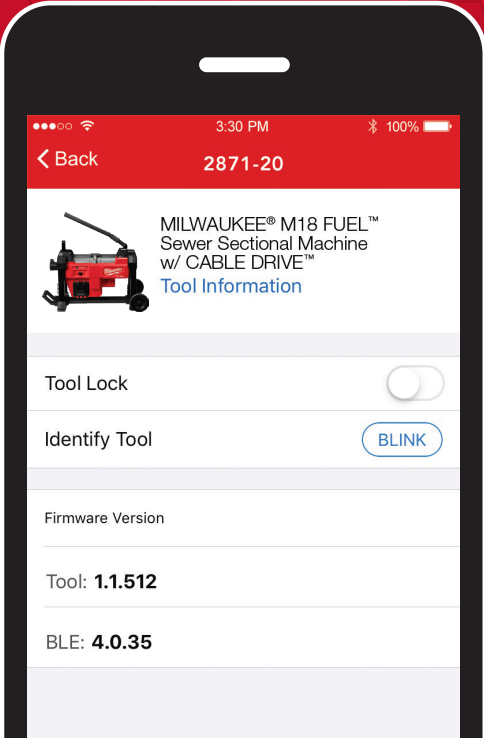
TRACK AND MANAGE.



Track your tool's location and if lost, get alerts when found



Lock your tool and disable remotely














Apple, the Apple logo are trademarks of Apple Inc., registered in the U.S. and other countries. App Store is a service mark of Apple Inc. Google Play and the Google Play logo are trademarks of Google Inc.





DOWNLOAD THE FREE APP NOW!



SELECTION GUIDE

MACHINES	RECOMMENDED APPLICATION SELECTION			CABLE CAPACITY	
	APPLICATIONS	PIPE SIZES	MAX DISTANCE	CABLE SIZES	PIPE SIZES
 TRAPSAKE™ Urinal Auger	 Urinals  Floor Traps	1-1/4" – 2"	4'	Hollow Core 3/8" x 4'	1-1/4" – 2"
 TRAPSAKE™ Toilet Auger	 Toilets  Floor Traps	2" – 4"	6'	Hollow Core 1/2" x 6'	2" – 4"
 M12™ Drain Snake	 Sinks  Bathtubs  Showers	1-1/4" – 2-1/2"	25'	Inner Core 1/4" x 25' 5/16" x 25'	1-1/4" – 2" 1-1/4" – 2-1/2"
 M18 FUEL™ Drain Snake w/ CABLE DRIVE™	 Sinks Kitchen Sinks  Bathtubs  Showers	1-1/4" – 3"	50'	Inner Core 1/4" x 50' 5/16" x 50' 3/8" x 35'	1-1/4" – 2" 1-1/4" – 2-1/2" 2" – 3"
 M18 FUEL™ SWITCH PACK™ Sectional Drum System	 Small – Medium Drain Lines  Roofstacks <small>Not for roots</small>	1-1/4" – 4"	100'	Inner Core 5/16" x 75' 3/8" x 50' 1/2" x 50' Open Wind 5/8" x 50'	1-1/4" – 2-1/2" 2" – 3" 3" – 4" 1-1/4" – 3"
 M12™ AIRSNAKE™ Drain Cleaning Air Gun	 Sinks Kitchen Sinks  Bathtubs  Showers  Toilets	1" – 4"	35'	N/A	N/A

MACHINES	RECOMMENDED APPLICATION SELECTION			CABLE CAPACITY	
	APPLICATIONS	PIPE SIZES	MAX DISTANCE	CABLE SIZES	PIPE SIZES
 MX FUEL™ Sewer Drum Machine w/ POWERREDZ™	 Sewer Lateral Lines	3" – 8"	200'	5/8" 3/4"	3" – 6" 4" – 8"
 MX FUEL™ Sewer Drum Machine	 Sewer Lateral Lines	3" – 8"	200'	5/8" 3/4"	3" – 6" 4" – 8"
 M18 FUEL™ Sectional Machine	 Sinks Kitchen Sinks  Bathtubs Showers  Roofstacks  Sewer Lateral Lines	1-1/4" – 6"	150'	5/8" 7/8"	1-1/4" – 2" 2" – 6"
 M18 FUEL™ Sewer Sectional Machine w/ CABLE DRIVE™	 Sewer Lateral Lines	2" – 8"	200'	7/8" 1-1/4"	2" – 6" 3" – 8"

MACHINES	RECOMMENDED APPLICATION SELECTION				
	APPLICATIONS	PIPE SIZES	MAX DISTANCE	CAMERA HEAD DIAMETER	PUSH CABLE DIAMETER
 M18™ 120' Pipeline Inspection System	 Sewer Lateral Lines	2" – 6"	120'	25 mm	10 mm
 M18™ 200' Pipeline Inspection System	 Sewer Lateral Lines	3" – 10"	200'	34 mm	12 mm