

BATTERY BACKUP FOR SURFACE BOX

Battery Backup for Delta 6.4 VDC products listed below:

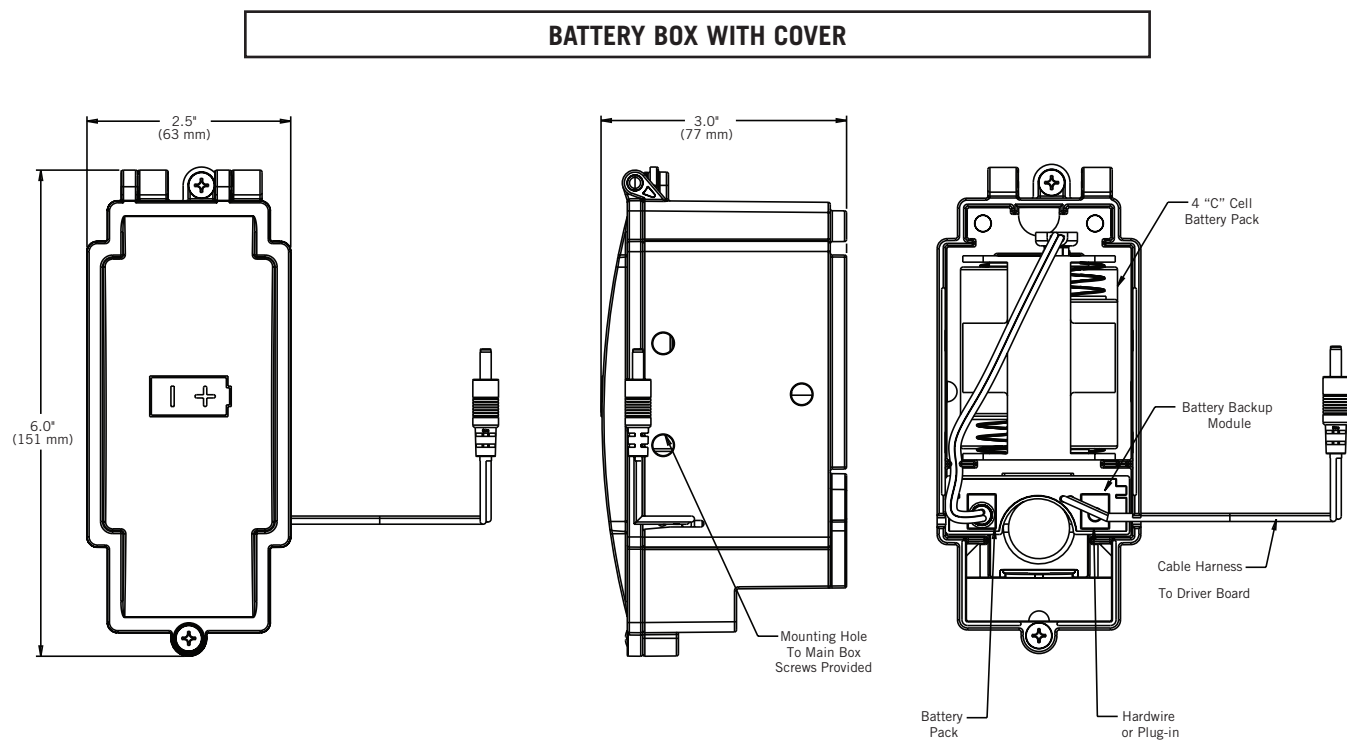
FOR USE ON ELECTRONIC FAUCETS

590TPA, 591TPA, 620TPA, 630TPA, 590-PA, 591-PA, 592-PAHDF Series

063268A

To convert installed hardwire or plug-in models with surface mount box.
Comes complete with battery box and cover, battery holder, cable harness,
battery backup module and 4 “C” batteries.

Note: One battery backup unit required for every spout/box.



SPECIFICATIONS

Input voltage: 6.4 V
Output voltage: 6.4 V
Current Draw: 600 MA
Operating Temperature Range: -55°C to 85°C
Battery Backup: with 4 “C” batteries (included)

Note: Measurements may vary $\pm 6\text{mm}$ (0.25")

Refer to www.specselect.com for individual models.

BATTERY BACKUP FOR RECESSED BOX

Battery Backup for Delta 6.4 VDC products listed below:

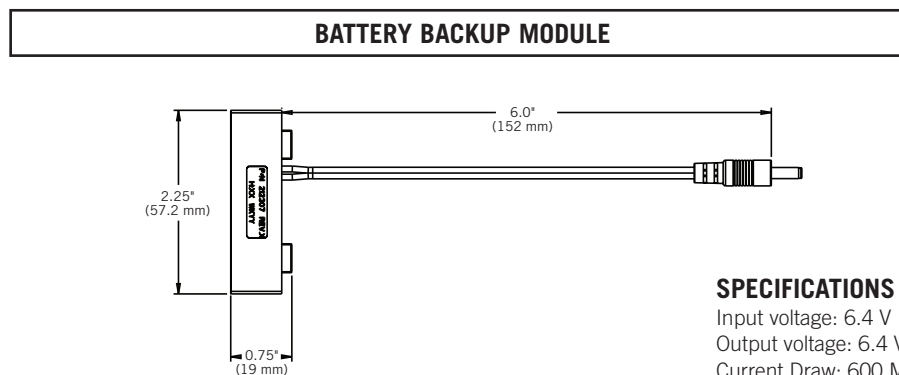
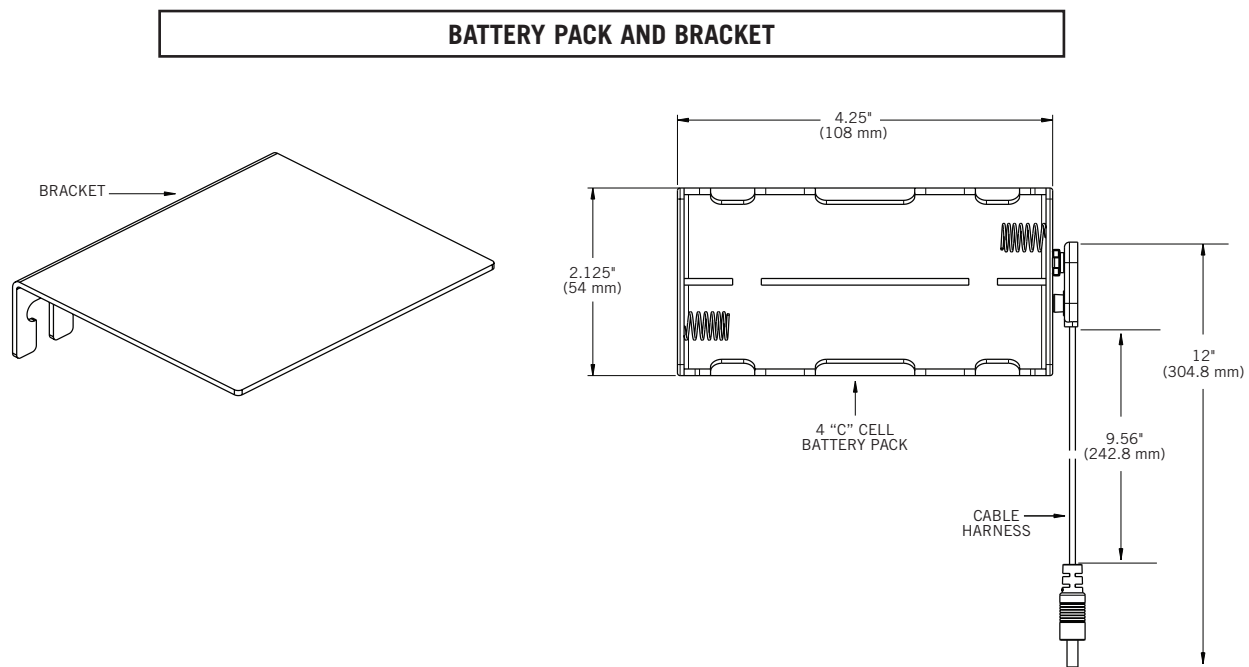
FOR USE ON ELECTRONIC FAUCETS

590TPA, 591TPA, 620TPA, 630TPA Series

063269A

To convert installed hardwire models with recessed mount box.
Comes complete with battery holder, cable harness, battery backup module, 4 "C" batteries and bracket.

Note: One battery backup unit required for every spout/box.



SPECIFICATIONS

Input voltage: 6.4 V

Output voltage: 6.4 V

Current Draw: 600 MA

Operating Temperature Range: -55°C to 85°C

Battery Backup: with 4 "C" batteries (included)

Note: Measurements may vary \pm 6mm (0.25")

Refer to www.specselect.com for individual models.