

Features

- 5-1/2 (140 mm) centers.
- 1-3/8" (35 mm) spout reach.
- 1/4-turn full brass ceramic valve.
- 2.0 gpm (7.6 lpm) maximum flow rate at 60 psi (4.14 bar).
- Vandal-resistant aerator.
- 2-7/16" vandal-proof metal lever handles.
- Includes grid drain and tailpiece.

Material

- Solid brass construction with thick chrome plating for rough commercial applications.

Installation

- Includes yoke for shelf-back installation.

Recommended Products/Accessories

K-23726 Drain treatment
K-23723 Faucet cleaner



ADA

CSA B651

OBC

Codes/Standards

ASME A112.18.1/CSA B125.1
NSF/ANSI 61
NSF/ANSI 372
All applicable US Federal and State material regulations
DOE - Energy Policy Act 1992
ADA
ICC/ANSI A117.1
CSA B651
OBC

KOHLER® One-Year Limited Warranty

See website for detailed warranty information.

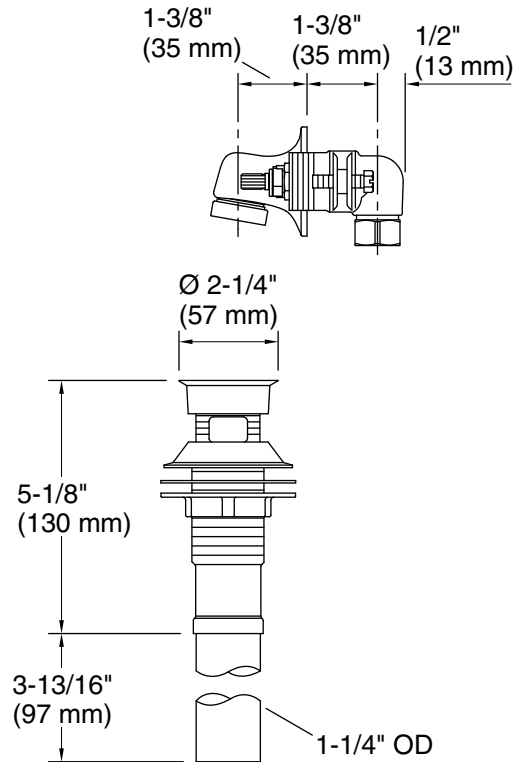
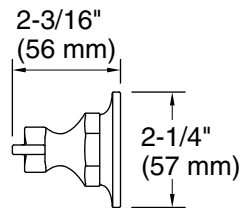
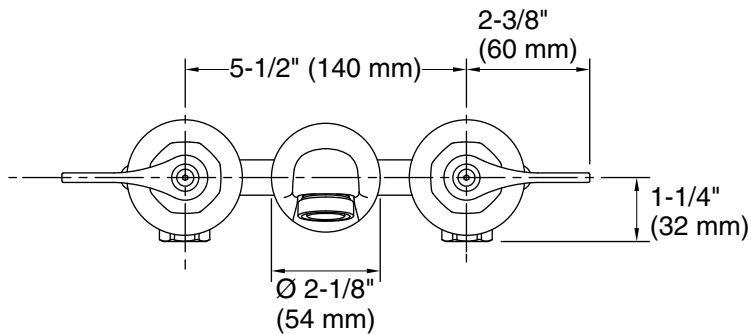
Available Colors/Finishes

Color tiles intended for reference only.

Color Code Description



CP Polished Chrome



Technical Information

All product dimensions are nominal.

Faucet:

| | |
|-----------------|-----------------------|
| Flow rate: | 2 gal/min (7.6 l/min) |
| Pressure: | 60 psi (4.1 bar) |
| Valve body: | Cast brass |
| Drain included: | Yes |

Spout:

| | |
|-------------------|-----------------|
| Spout reach: | 1-3/8" (34 mm) |
| Handle clearance: | 2-7/16" (62 mm) |

Notes

Install this product according to the installation instructions.

ADA, OBC, CSA B651 compliant when installed to the specific requirements of these regulations.