



# Sonata®

## 48" x 90" Shower Stall

### K-1687



#### Features

- Integral soap ledges.
- Single threshold for alcove installation.
- Durable acrylic construction.
- Center drain.
- Requires the K-9459 Sonata accessory kit (sold separately).
- Please contact your distributor for this product's pricing information.

#### Required Products/Accessories

K-9459 Grab Bar and Shelf Accessory Kit

#### Recommended Products/Accessories

K-1695 Steam Generator  
K-9499 Removable Shower Seat  
K-702219-L Frameless Sliding Shower Door  
K-1665 Shower Light  
K-9132 Shower Drain  
K-5557 Steam Generator Control Kit



#### Codes/Standards





CSA B45.5/IAPMO Z124  
ASTM E162  
ASTM E662  
Greenguard UL 2818 - Gold

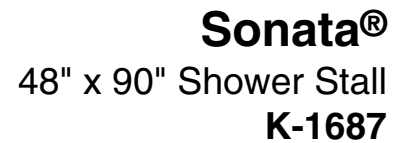
#### KOHLER® Plastic Baths and Receptors Lifetime Limited Warranty

See website for detailed warranty information.

#### Available Colors/Finishes

*Color tiles intended for reference only.*

Color	Code	Description
	0	White
	96	Biscuit
	47	Almond
	G9	Sandbar



Installation:	Three-wall alcove
Drain location:	Center
Drain hole diameter:	3-3/8" (86 mm)
Weight:	159 lbs (72.1 kg)
Minimum floor load:	30 lbs/ft <sup>2</sup> (146.5 kg/m <sup>2</sup> )

## Notes

KOHLER steam generator/control kit are designed for use with this product. Kohler Co. shall not be responsible for problems encountered due to the installation and use of other manufacturer's steam generators.