

### Features

- Space-saving corner design.
- Framed, 1/8" (3 mm) thick tempered glass.
- Threshold conveniently directs water back into shower.
- Watertight flexible door seal for easy operation.
- Full-length handle.
- For use on Sterling Intrigue Series 7204.

### Material

- Anodized aluminum prevents rusting or corrosion.
- Tempered glass ensures maximum safety and durability.

### Installation

- Out-of-plumb adjustability allows for simpler installation.
- Can be installed to open to the left or right.

### Components

Additional included component/s: Hardware kit.



### Codes/Standards

ANSI Z97.1 (Tempered Glass)  
CPSC 16CFR 1201

### STERLING® Warranty - Bath and Shower Doors

See website for detailed warranty information.

### Available Color/Finishes

*Color tiles intended for reference only.*

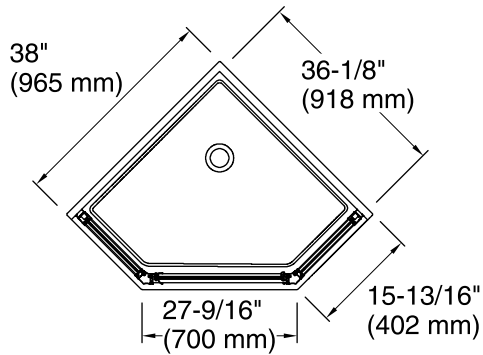
#### Color Code Description

	S
--	---

### Available Glass Options

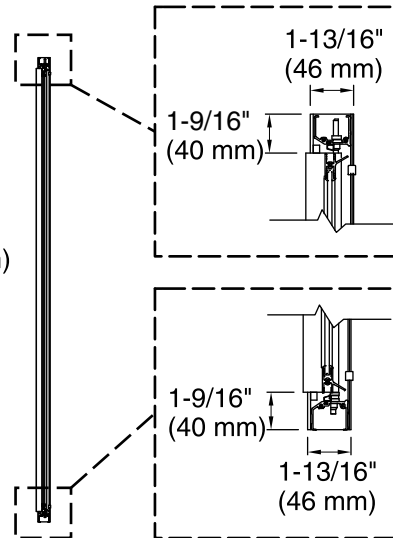
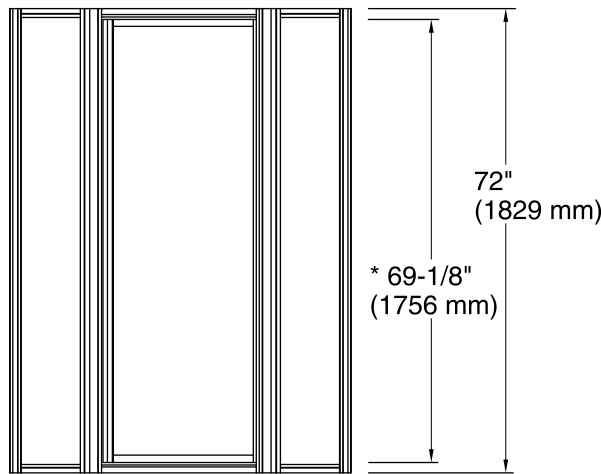
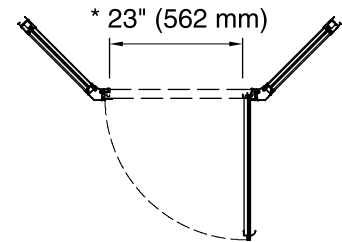
#### Code Description

Pebbled



**Note:** Dimensions are taken on centerline of curb/threshold at the rough opening.

\* Walk-through



### Technical Information

All product dimensions are nominal.

Installation type: For shower base installation

Walk-through - Min: 23" (584 mm)

Walk-through - Max: 27-9/16" (700 mm)

Glass thickness: 1/8" (3 mm)

### Notes

Install this product according to the installation guide.

The vertical opening should be a minimum of 75-1/2" (1918 mm) to allow for installation clearance.