



Lawson®
32" (813 mm) Drop-In Bath
71261100

Features

- Durable high-gloss finish.
- 60" (1524 mm) x 32" (813 mm) x 20-5/16" (516 mm) finished dimensions

Material

- Compression molded from our exclusive solid Vikrell® material.

Recommended Accessories

71268100 Standard Bath Apron
76268100 Apron with Access Panel
71287100 Tile-in Flange Kit for 60" Models



Codes/Standards



CSA B45.5/IAPMO Z124
ASTM E162
ASTM E662
Greenguard UL 2818 - Gold
HUD, UM Bulletin 73

STERLING® Warranty - Fixtures Made of Solid Vikrell Material

See website for detailed warranty information.

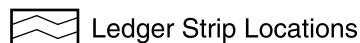
Available Color/Finishes

Color tiles intended for reference only.

Color	Code	Description
	0	White
	96	KOHLER Biscuit



32" (813 mm) Drop-In Bath
71261100



Installation:	Drop-in
Drain location:	End
Basin area, bottom:	44" x 21-1/2" (1118 mm x 546 mm)
Basin area, top:	51" x 22-3/4" (1295 mm x 578 mm)
Water depth:	15-1/4" (387 mm)
Water capacity:	51 gal (193.1 L)
Minimum flat for door:	3" (76 mm)
Door width required:	60" (1524 mm)

Studs should be positioned roughly as shown.