

4

3

2

1

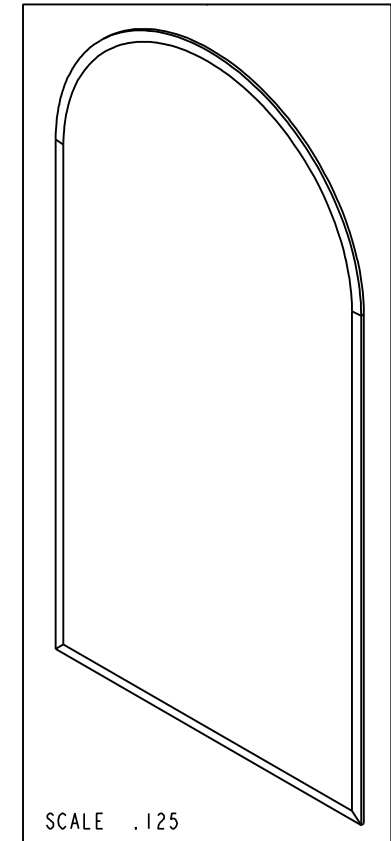
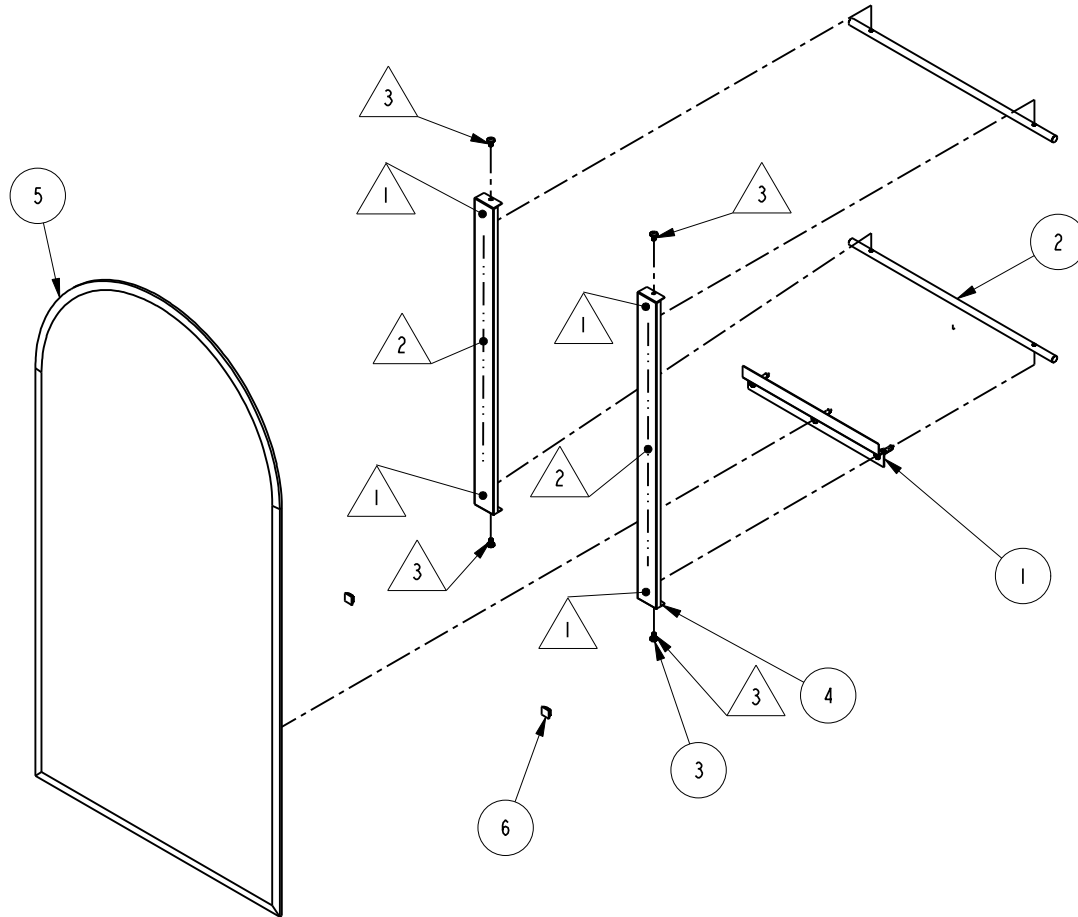
BILL OF MATERIAL (CURRENT LEVEL)

ITEM	PT/ASSY	DESCRIPTION	TYPE	QTY.
1	MTM-002	MOUNTING KIT	ASSEMBLY	1
2	MTM-011	FRAMELESS MIRROR TIEROD	PART	2
3	92398	M5 X .8 X 8 Pan Head Phillips Machine Screw Zinc-Plated Steel	PART	4
4	MTM-003	MIRROR VERTICAL CHANNEL	PART	2
5	C1141	MIRROR GLASS	PART	1
6	91477	ADHESIVE BACKED BUMPER	PART	2

1 LOCATION FOR VHB TAPE

2 APPLY PLAMER MIRROR MASTIC

3 APPLY LOCTITE 680.



SCALE .125

COPYRIGHT 2005 BRASSTECH, INC. THESE DRAWINGS AND THE DESIGNS DEPICTED HEREIN ARE THE PROPRIETARY PROPERTY OF BRASSTECH. ANY USE OR REPRODUCTION IS SUBJECT TO THE EXPRESS APPROVAL OF BRASSTECH. UNAUTHORIZED USE IS STRICTLY PROHIBITED. ALL RIGHTS RESERVED.

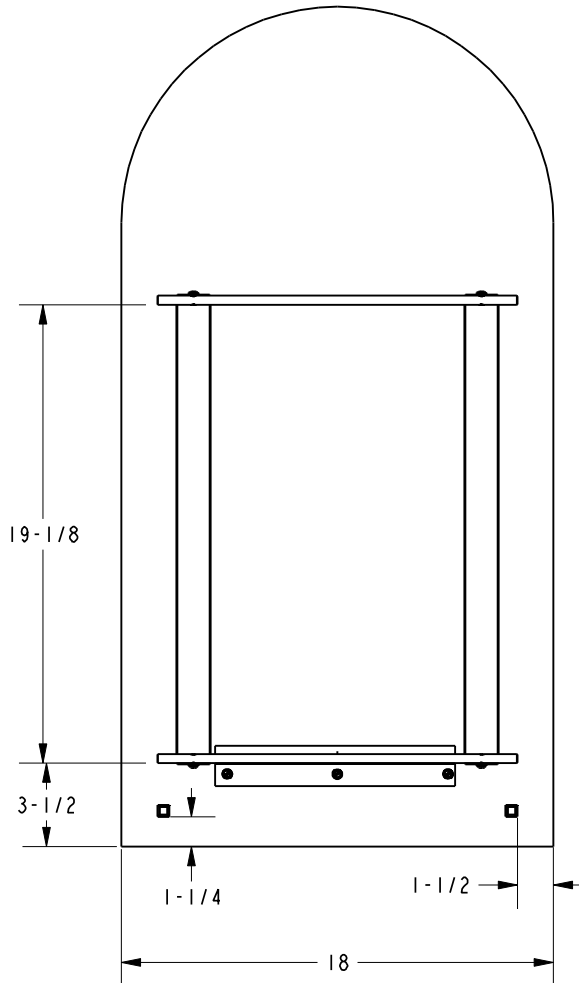
BRASSTECH
INCORPORATED

2001 E. CARNEGIE AVE.
SANTA ANA, CA 92705
(949) 417-5207

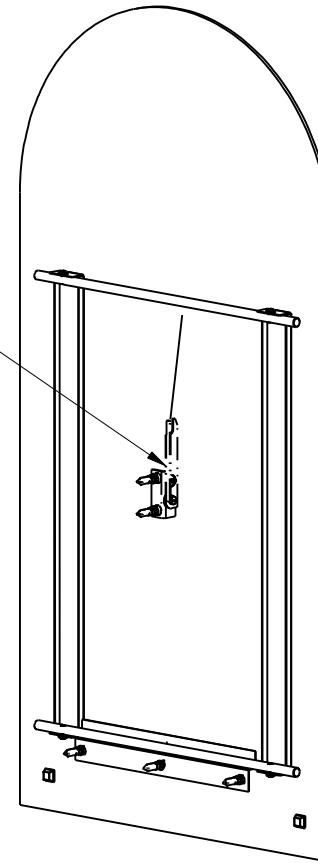
SMALL FRAMELESS BEVELED MIRROR

ASSY. NO.		-	-	-
1141N		A	EN-145B	02/04/10
SCALE .100	REF.	SHEET 1 OF 3	REV	REV DESC
				DATE

SPECIFICATION DWG



MTM-009 SOLD SEPRATELY



DIMENSIONS ARE IN INCHES AND AN APPROXIMATION OF A TYPICAL INSTALLATION

COPYRIGHT 2005 BRASSTECH, INC. THESE DRAWINGS AND THE DESIGNS DEPICTED HEREIN ARE THE PROPRIETARY PROPERTY OF BRASSTECH. ANY USE OR REPRODUCTION IS SUBJECT TO THE EXPRESS APPROVAL OF BRASSTECH. UNAUTHORIZED USE IS STRICTLY PROHIBITED. ALL RIGHTS RESERVED.

BRASSTECH INCORPORATED		2001 E. CARNEGIE AVE. SANTA ANA, CA 92705 (949) 417-5207	
DWG NO.	1141N	REV	A
SCALE	.125	REF.	SHEET 2 OF 3

SPECIFICATION DWG

D

D

C

C

B

B

A

A

15/16

3/16

35

3-1/2

18

MIRROR SHOWN WITHOUT
TILTING MECHANISM

MIRROR SHOWN WITH
OPTIONAL TILTING MECHANISM
MTM-009

4.5°

DIMENSIONS ARE IN INCHES AND AN APPROXIMATION OF A TYPICAL INSTALLATION

COPYRIGHT 2005 BRASSTECH, INC. THESE DRAWINGS AND THE DESIGNS DEPICTED HEREIN ARE THE
PROPRIETARY PROPERTY OF BRASSTECH. ANY USE OR REPRODUCTION IS SUBJECT TO THE EXPRESS
APPROVAL OF BRASSTECH. UNAUTHORIZED USE IS STRICTLY PROHIBITED. ALL RIGHTS RESERVED.

BRASSTECH INCORPORATED		2001 E. CARNEGIE AVE. SANTA ANA, CA 92705 (949) 417-5207	
DWG NO.	1141N	REV	A
SCALE	.125	REF.	SHEET 3 OF 3