



Features

- Modular design allows it to be moved around corners and through doorways with ease.
- Durable swirl gloss finish.
- Wall surround includes backer boards for future grab bar installation.
- 1/2" (13 mm) threshold with 1/2" (13 mm) finished floor.
- 39-3/8" (1000 mm) x 39-3/8" (1000 mm) x 72" (1829 mm) complete unit finished dimensions.

Material

- Compression molded from our exclusive Vikrell® material.


Installation

- Tongue-and-groove four piece modular design allows for easy snap together installation.
- Caulk required for proper installation.

Components

Product includes:

- 62055106 39" Shower End Wall Set w/Backer Boards
- 62051100 39" Shower Base
- 62052106 39" Shower Back Wall w/Backer Boards



Codes/Standards



CSA B45.5/IAPMO Z124
ASTM E162
ASTM E662
Greenguard UL 2818 - Gold
HUD, UM Bulletin 73

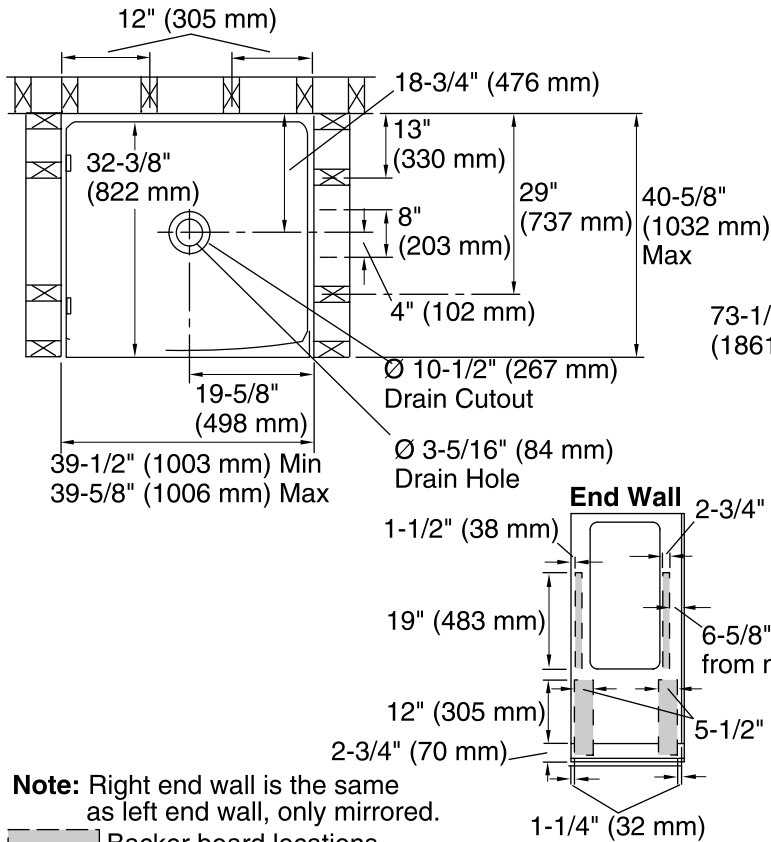
STERLING® Warranty - Fixtures Made of Solid Vikrell Material

See website for detailed warranty information.

Available Color/Finishes

Color tiles intended for reference only.

Color	Code	Description
	0	White
	96	KOHLER Biscuit



Note: Right end wall is the same as left end wall, only mirrored.

Technical Information

All product dimensions are nominal.

Installation: 3-Wall Alcove

Drain location: Center

Minimum flat for door: 3-1/8" (80 mm)

Threshold height: 1/2" (13 mm)

Notes

Install this product according to the installation instructions.

Backer boards and fasteners protrude beyond the back wall 1-1/2" (38 mm). If installing this product against wall board, 1-1/2" (38 mm) furring strips installed over the wall board are recommended. The stud pocket depth of 40-5/8" (1032 mm) will need to be increased by the combined thickness of the wall board and furring strips.

1/2" minimum finished floor thickness required.

Studs should be positioned as shown.

Attach grab bars at the specified backer board locations only.

Drain cutout in subfloor to be 10-1/2" (267 mm) per rough-in illustration as shown to allow the backside of the drain to sit below the subfloor surface.