


For Residential and Commercial Applications

Job Name		Engineer / Architect	
Job Location		Wholesaler	
Submittal Date		Contractor	

R1912DLX Copper Toilet Supply Kit - Sweat Multi-Turn Angle Stop

Use: For use with water in accessible locations only. Not intended for recirculating water systems that produce continuous use temperatures above 115° F. For those applications, use our KT™ series ball stop supply kits.

Design Features:

- **Everything you need.** These kits combine our trusted BrassCraft® stop, copper riser, and escutcheon for an easy-to-install connection
-  **No Lead**

Copper Riser Provides:

- **One-piece** construction
- **Cut-to-length** for a clean, professional installation

Multi-Turn Stop Provides:

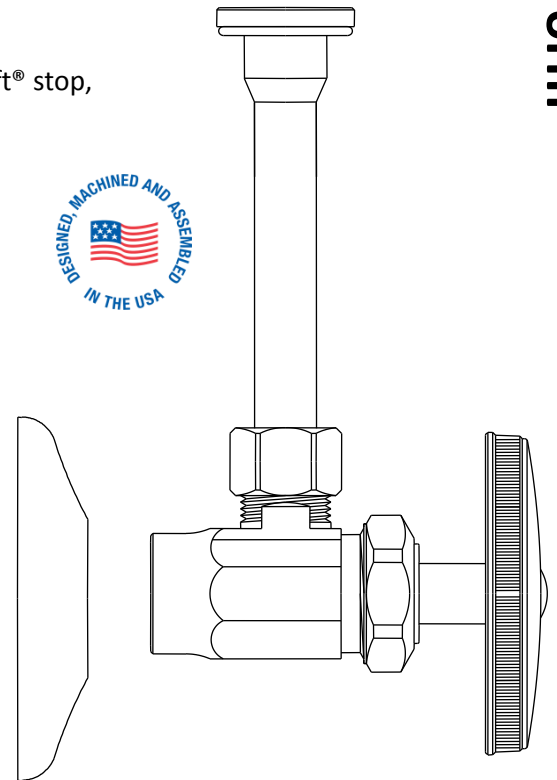
- **Machined one-piece brass body** provides strength, durability, and long-lasting performance
- **Oval knurled handle** provides a secure grip and smooth on/off operation
- **Easy-to-remove handle** helps protect against accidental stop operation during rough-ins

Operating Specifications:

Temperature: 40° - 140° F

Pressure: 125 PSI maximum

Tubing Diameter: 3/8" OD



RISER MATERIAL SPECIFICATIONS	
Tube	Copper, chrome plated
Insert	Santoprene

Escutcheon	Stainless steel
-------------------	-----------------

STOP MATERIAL SPECIFICATIONS	
Body	Brass, chrome plated
Stem	Brass, chrome plated
Packing Nut	Brass, chrome plated
Handle	Metal, chrome plated
Handle Screw	Steel, zinc plated
Compression Nut	Brass, chrome plated
Compression Sleeve	Brass
Bib & Packing Washers	Rubber
Loose Key	Zinc, die cast
Loose Key Stem	Brass, chrome plated
Lock Shield	Brass, chrome plated

This specification and all information contained herein is the confidential and exclusive property of BrassCraft Manufacturing, and shall not be disclosed to others without the written consent of BrassCraft Mfg. This specification must be returned to BrassCraft Mfg. if requested.

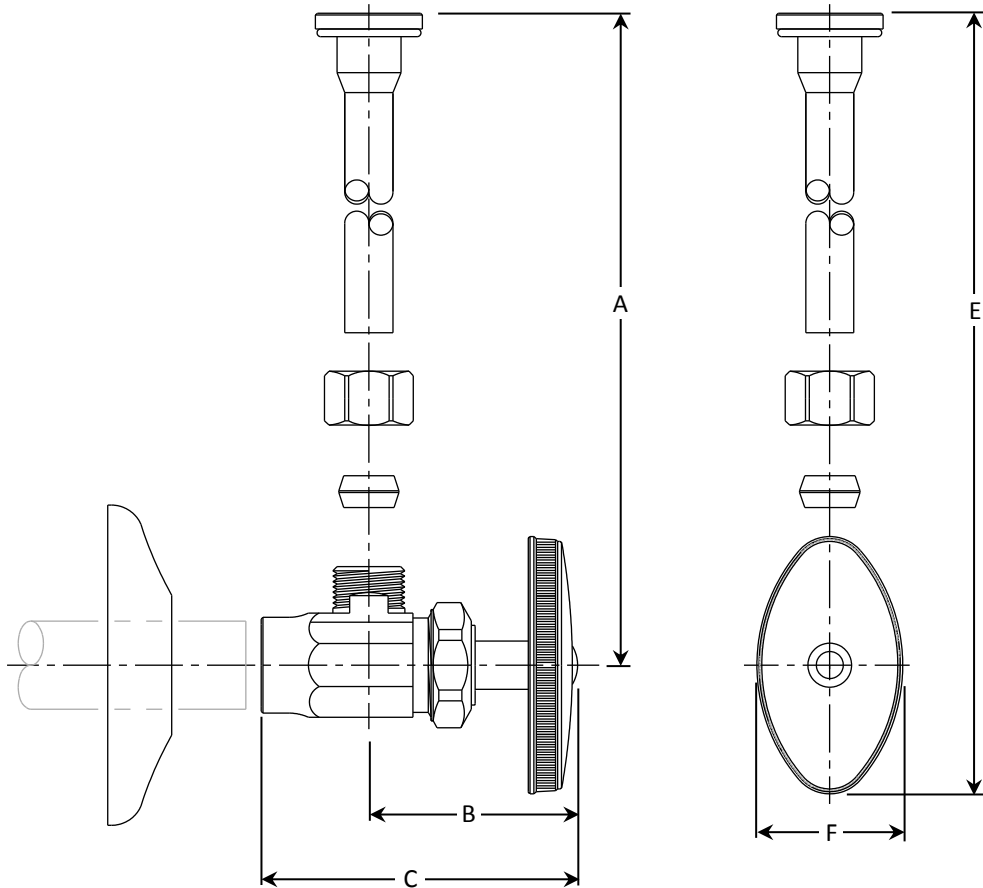
BrassCraft®

R1912DLX Copper Toilet Supply Kit - Sweat Multi-Turn Angle Stop

Part Listing:

- ☐ R1912DLX C 1/2" nom sweat x 3/8" OD compression valve with 3/8" OD tube x 11-1/2" length riser & shallow escutcheon, chrome plated
- ☐ SR1912DLX C 1/2" nom sweat x 3/8" OD compression valve with 3/8" OD tube x 11-1/2" length riser & shallow escutcheon, chrome plated, loose key

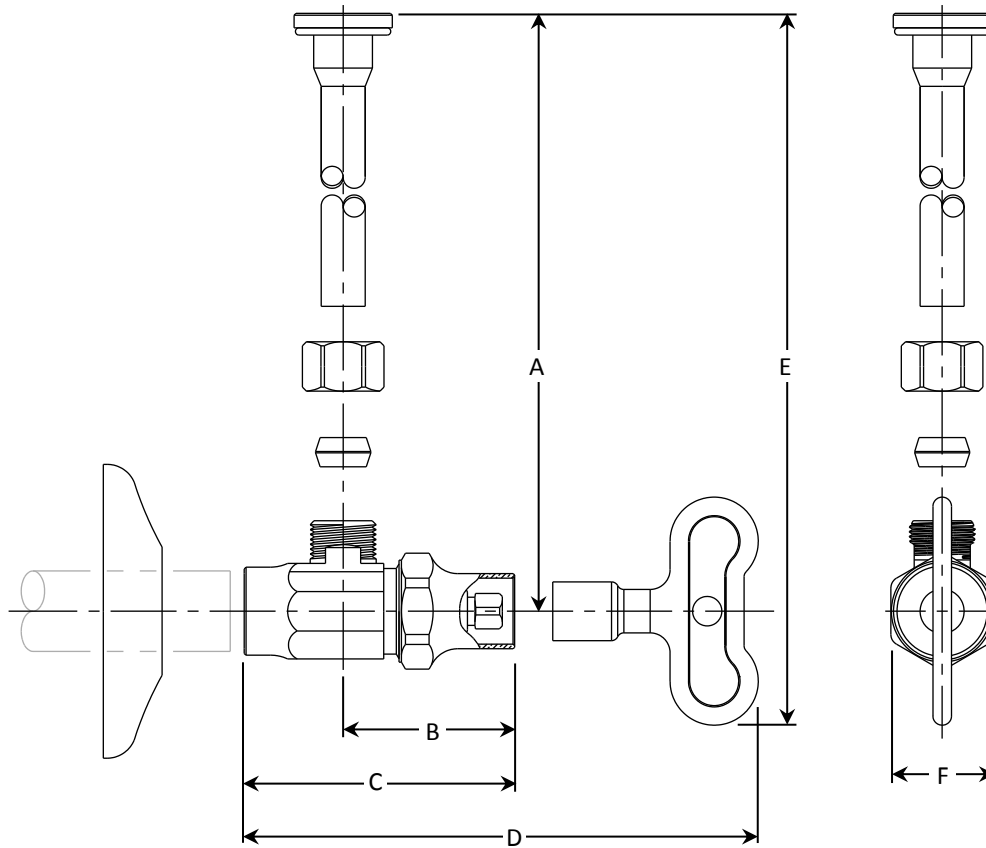
PART DIMENSIONS (Inches)						
Model	DIM. A	DIM. B	DIM. C	DIM. D	DIM. E	DIM. F
R1912DLX	11.92	1.63	2.50	-	12.93	1.14
SR1912DLX	11.92	1.46	2.29	3.70	12.89	.875



This specification and all information contained herein is the confidential and exclusive property of BrassCraft Manufacturing, and shall not be disclosed to others without the written consent of BrassCraft Mfg. This specification must be returned to BrassCraft Mfg. if requested.

BrassCraft®

R1912DLX Copper Toilet Supply Kit - Sweat Multi-Turn Angle Stop



Listings & Certifications:

- IAPMO listed to ASME A112.18.1 / CSA B125.1 (Including NSF 61 and NSF 372)(File 0645)
- CSA listed to ASME A112.18.1 / CSA B125.1 (Including NSF 61 and NSF 372)(File 204593)
- No-lead product CSA listed to NSF 372 (Class 6853-01)



This specification and all information contained herein is the confidential and exclusive property of BrassCraft Manufacturing, and shall not be disclosed to others without the written consent of BrassCraft Mfg. This specification must be returned to BrassCraft Mfg. if requested.

BrassCraft®